



A C G M E

Accreditation Council for Graduate Medical Education

**Guide to the
Common Program Requirements
(Residency)**

(Version 5.1; updated August 2025)



Accreditation Council for Graduate Medical Education

ACGME Mission

The Mission of the ACGME is to improve health care and population health by assessing and enhancing the quality of resident and fellow physicians' education through advancements in accreditation and education.

ACGME Vision

We envision a health care system in which the Quadruple Aim* has been realized. We aspire to advance a transformed system of graduate medical education with global reach that is:

- Competency-based with customized professional development and identity formation for all physicians;
- Led by inspirational faculty role models overseeing supervised, humanistic, clinical educational experiences;
- Immersed in evidence-based, data-driven, clinical learning and care environments defined by excellence in clinical care, safety, cost-effectiveness, professionalism, and diversity, equity, and inclusion;
- Located in health care delivery systems equitably meeting local and regional community needs; and,
- Graduating residents and fellows who strive for continuous mastery and altruistic professionalism throughout their careers, placing the needs of patients and their communities first.

** The Quadruple Aim simultaneously improves patient experience of care, population health, and health care practitioner work life, while lowering per capita cost.*

ACGME Values

- Honesty and Integrity
- Accountability and Transparency
- Equity and Fairness
- Diversity and Inclusion
- Excellence and Innovation
- Stewardship and Service
- Leadership and Collaboration
- Engagement of Stakeholders

Guide to the Common Program Requirements (Residency)

The Guide to the Common Program Requirements is a living document that will be updated as the Common Program Requirements change. In addition to this Residency version, the ACGME has developed a Fellowship version.

This guide is available as a **downloadable PDF** that can be printed. If referring to a printed copy, periodically check the website for any version updates.

The Guide should serve as a resource, and the content within it is designed to serve as helpful guidance and is not to be interpreted as additional requirements. It is also not meant to be read cover to cover in one sitting, but to be referenced as needed throughout the academic year.

If there are any conflicts between the Guide and the Common Program Requirements, as interpreted and implemented by the Review Committees, the interpretation and implementation of the Review Committees shall control.

Note: Every set of specialty-specific Program Requirements includes content specific and unique to the specialty. Specialty Program Requirements are not addressed in this Guide. The specialty-specific FAQs and other resource documents provided by the respective Review Committee should be consulted; these are available on the respective [specialty section](#) of the ACGME website. Contact Review Committee staff members with specific questions.

Format

- Requirement text is included on the pages with a blue background.
 - *Italicized text provides philosophical background; these statements are not Program Requirements and, therefore, are not citable by Review Committees.*
 - Text in boxes provides Background and Intent and is also not citable.
 - Review Committees may further specify additional Program Requirements only where bracketed notes indicate that the Review Committee may/must further specify.
- Guidance for understanding and applying individual Program Requirements is included on the pages with a white background.
- Each entry in the Table of Contents is a link that can be used to jump to a specific topic area in the Guide.
- The search function allows users to enter key words to quickly locate information.
- Where appropriate, screenshots of what data entry looks like within the ACGME's Accreditation Data System (ADS) are included. ADS screenshots may change as system enhancements are made every month. The Guide will be updated periodically as these changes occur.

The ACGME encourages feedback, comments, and questions about the Guide via [this survey](#).

	Introduction and Definition of Specialty	6
1.1.	Oversight and Sponsoring Institution	9
1.2.	Participating Sites	11
1.3. – 1.5.	Program Letters of Agreement with AAMC Template	14
1.6.	Participating Sites Addition and Deletion	18
1.7.	Workforce Recruitment and Retention	24
1.8. – 1.10.	Resources, Sleep Facilities, References, Security	25
1.11.	Presence of Other Learners	28
2.1. – 2.2.a.	Program Director Appointment	31
2.3.	Program Director Continuity of Leadership	35
2.4.	Program Director Support for Administration of Program	37
2.5.	Qualifications of Program Director	40
2.6.a.-e.	Program Director Responsibilities - Professionalism and Learning Environment	47
2.6.f.	Program Director Responsibilities - Submit Accurate and Complete Information	53
2.6.g.-i.	Program Director Responsibilities - Raising Concerns and Sponsoring Institution Policies	60
2.6.j. - k.	Program Director Documentation and Verification of Resident Education/VGMET	63
2.6.l.	Resident Eligibility for Specialty Board Examination	66
2.7. - 2.8.e.4.	Faculty Responsibilities	70
2.9. – 2.10.	Faculty Qualifications	74
2.11.	Core Faculty	80
2.12. – 2.13.	Program Coordinator and Other Personnel	85
3.1. – 3.3.	Resident Appointments	89
3.4.	Resident Complement	103
3.5.	Resident Transfers	106
4.2.	Educational Program Curriculum	110
4.3.	Professionalism	116
4.4. – 4.5.	Patient Care and Procedural Skills	120
4.6.	Medical Knowledge	122
4.7.	Practice-based Learning and Improvement	124
4.8.	Interpersonal and Communication Skills	127
4.9.	Systems-based Practice	131
4.10	Curriculum Organization and Resident Experiences	135
4.12.	Pain Management	137

4.13.	Scholarship Program Responsibilities	141
4.14.	Faculty Scholarly Activity	145
4.15.	Resident Scholarly Activity	149
5.1.	Resident Evaluation	154
5.1.d.	Resident Individual Learning Plans	158
5.1.e.	Plans for Residents Failing to Progress	161
5.2.a. - d.	Final Evaluation	168
5.3.a. - e.	Clinical Competency Committee Composition and Role	171
5.4. - 5.4.d.	Faculty Evaluation	173
5.5.a. - g.	The Program Evaluation Committee	177
5.5.h.	Self-Study	181
5.6. - 5.6.e.	Board Pass Rates and Ultimate Board Certification	183
6.1. - 6.4.	Patient Safety and Quality Metrics	189
6.5. - 6.11.	Supervision and Accountability	193
6.12. - 6.12.g.	Professionalism	199
6.13. - 6.14.b.	Well-Being	206
6.15. - 6.16.	Fatigue Mitigation	210
6.17. - 6.19.b.	Clinical Responsibilities, Teamwork, and Transitions of Care	212
6.20. - 6.28.a.	Clinical Experience and Education	215

ACGME COMMON PROGRAM REQUIREMENTS (Residency)

Common Program Requirements (Residency) are in BOLD

Where applicable, italicized text is used to provide definitions or describe the underlying philosophy of the requirements in that section. These statements are not program requirements and are therefore not citable.

Note: Review Committees may further specify only where indicated by “The Review Committee may/must further specify.”

Introduction

Definition of Graduate Medical Education

Graduate medical education is the crucial step of professional development between medical school and autonomous clinical practice. It is in this vital phase of the continuum of medical education that residents learn to provide optimal patient care under the supervision of faculty members who not only instruct, but serve as role models of excellence, compassion, cultural sensitivity, professionalism, and scholarship.

Graduate medical education transforms medical students into physician scholars who care for the patient, patient’s family, and a diverse community; create and integrate new knowledge into practice; and educate future generations of physicians to serve the public. Practice patterns established during graduate medical education persist many years later.

Graduate medical education has as a core tenet the graded authority and responsibility for patient care. The care of patients is undertaken with appropriate faculty supervision and conditional independence, allowing residents to attain the knowledge, skills, attitudes, judgment, and empathy required for autonomous practice. Graduate medical education develops physicians who focus on excellence in delivery of safe, equitable, affordable, quality care; and the health of the populations they serve. Graduate medical education values the strength that a diverse group of physicians brings to medical care, and the importance of inclusive and psychologically safe learning environments.

Graduate medical education occurs in clinical settings that establish the foundation for practice-based and lifelong learning. The professional development of the physician, begun in medical school, continues through faculty modeling of the effacement of self-interest in a humanistic environment that emphasizes joy in curiosity, problem-solving, academic rigor, and discovery. This transformation is often physically, emotionally, and intellectually demanding and occurs in a variety of clinical learning environments committed to graduate medical education and the well-being of patients, residents, fellows, faculty members, students, and all members of the health care team.

Definition of Specialty

[The Review Committee must further specify]

GUIDANCE

The Introduction is not a requirement but is a philosophic statement that embodies the meaning and purpose of graduate medical education (GME). It describes why GME is important and why programs must ensure that residents are provided with the best education possible.

The Definition of Specialty is also not a requirement but is a philosophic statement that must be further specified in the specialty-specific Program Requirements.

To review the specialty-specific Program Requirements:

1. Go to <https://www.acgme.org/specialties/>.
2. Select the applicable specialty.
3. Select “Program Requirements and FAQs and Applications” at the top of the specialty section.
4. Select the specialty Program Requirements currently in effect.

For example, to locate the Program Requirements for Orthopaedic Surgery:

1. Go to: <https://www.acgme.org/specialties/>.
2. Select [Orthopaedic Surgery](#).
3. Select [“Program Requirements and FAQs and Applications”](#) at the top of the specialty section.
4. Access a PDF copy of the current Program Requirements for Graduate Medical Education in Orthopaedic Surgery by selecting the “Program Requirements Effective [date]” file in the box labeled “Orthopaedic Surgery.”

As Program Requirements are revised and approved by the ACGME Board of Directors, Program Requirements that are approved but not yet effective can be found on that same page, labeled “Effective Future Date.”

Some specialties have also developed an FAQ document, which complements the specialty Program Requirements and can be found below the specialty-specific Program Requirements.

COMMON PROGRAM REQUIREMENTS

Section 1: Oversight

Sponsoring Institution

The Sponsoring Institution is the organization or entity that assumes the ultimate financial and academic responsibility for a program of graduate medical education, consistent with the ACGME Institutional Requirements.

When the Sponsoring Institution is not a rotation site for the program, the most commonly utilized site of clinical activity for the program is the primary clinical site.

Background and Intent: Participating sites will reflect the healthcare needs of the community and the educational needs of the residents. A wide variety of organizations may provide a robust educational experience and, thus, Sponsoring Institutions and participating sites may encompass inpatient and outpatient settings including, but not limited to a university, a medical school, a teaching hospital, a nursing home, a school of public health, a health department, a public health agency, an organized health care delivery system, a medical examiner's office, an educational consortium, a teaching health center, a physician group practice, federally qualified health center, or an educational foundation.

1.1. The program must be sponsored by one ACGME-accredited Sponsoring Institution.
(Core)

GUIDANCE

Sponsorship and Sponsoring Institution accreditation

Common Program Requirement 1.1. corresponds with [Institutional Requirement 1.1.:](#) “Residency and fellowship programs accredited by the ACGME must function under the ultimate authority and oversight of one Sponsoring Institution. Oversight of resident/fellow assignments and of the quality of the learning and working environment by the Sponsoring Institution extends to all participating sites.”

Sponsorship of a program includes responsibility for oversight of the Sponsoring Institution’s and all accredited programs’ compliance with the applicable ACGME requirements, and the assurance of the resources necessary for graduate medical education.

The ACGME Board of Directors delegates authority for accrediting Sponsoring Institutions to the [Institutional Review Committee](#). The ACGME’s primary point of contact with each Sponsoring Institution is the designated institutional official (DIO).

For more information about Sponsoring Institutions, refer to the [ACGME Institutional Requirements and Frequently Asked Questions](#).

COMMON PROGRAM REQUIREMENTS

Participating Sites

A participating site is an organization providing educational experiences or educational assignments/rotations for residents.

- 1.2. The program, with approval of its Sponsoring Institution, must designate a primary clinical site. ^(Core)

[The Review Committee may specify which other specialties/programs must be present at the primary clinical site]

GUIDANCE

1.2. Primary clinical site designations and Sponsoring Institution approval

The philosophic statement preceding Common Program Requirement 1.1. defines a program’s primary clinical site as “the most commonly utilized site of clinical activity for the program.” A program should follow its Sponsoring Institution’s methods for identifying the primary clinical site. Typically, the “most commonly utilized” participating site is that which has the highest count of resident full-time equivalents (FTEs) in a program over an academic year, assuming a full and evenly distributed resident complement.

ADS screenshot: primary clinical site

In a program’s Accreditation Data System (ADS) profile, the designated primary clinical site can be found in the “Sites” tab. It is marked as “Primary” in the list of participating sites (# column), is shaded in yellow, and appears first on the list.

The screenshot shows the 'Sites' tab in the ADS interface. At the top, there are navigation tabs: Overview, Program, Faculty, Residents, Sites (selected), Surveys, Milestones, Case Logs, Summary, Uploads, and Reports. Below these are three dropdown menus: Instructions, Participating Site Definition, and Sponsoring Institution Definition. A 'Current Block Diagram' section is visible with a 'Complete' status. The main section is 'Participating Site Information', which includes a 'Filter Results' button. Below this is a table with the following columns: #, ID, Site Name, Site Director Last Name, Required Rotation, and Rotation Months (Y1, Y2, Y3, Y4). The first row is highlighted in yellow and has a 'Primary' label in the # column. The rotation months for this site are 12, 12, 5, and 12. The other rows have rotation months of 0, 0, 5, 0; 0, 0, 2, 0; 0, 0, 0, 1; and 0, 0, 0, 1. A notice at the bottom states: 'Notice: The rotation months per year do not add up to 12 or 13 (4-week blocks). Update the rotation months or include a rationale for this in the Comments box below the participating site information rotation grid.' Below the notice, it says 'Showing 1 to 5 of 5 entries' and there is a 'Comments' section with a text area for additional information.

#	ID	Site Name	Site Director Last Name	Required Rotation	Rotation Months
					Y1 Y2 Y3 Y4
Primary				Yes	12 12 5 12
2				Yes	0 0 5 0
3				Yes	0 0 2 0
4				Yes	0 0 0 1
5				No	0 0 0 1

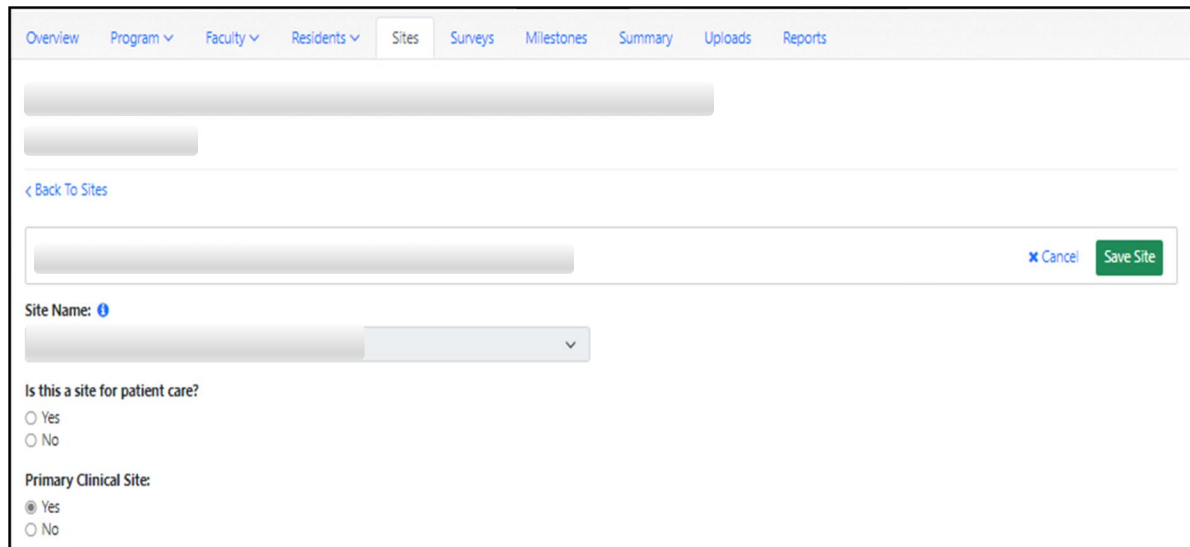
Notice: The rotation months per year do not add up to 12 or 13 (4-week blocks).
Update the rotation months or include a rationale for this in the Comments box below the participating site information rotation grid.

Showing 1 to 5 of 5 entries

Comments:
Include any additional information below that will help the Review Committee understand residents'/fellows' educational experience (e.g., if the number of months each year do not equal 12).

ADS screenshot: identifying the primary clinical site in applications

In applications for ACGME accreditation, when adding participating sites, programs are directed to identify one of the participating sites as the primary clinical site. Only one site can be identified as the primary clinical site.



The screenshot shows the ADS interface for adding a site. At the top, there is a navigation bar with tabs: Overview, Program, Faculty, Residents, Sites, Surveys, Milestones, Summary, Uploads, and Reports. Below the navigation bar, there is a search bar and a "Back To Sites" link. A form is displayed with a "Cancel" button and a "Save Site" button. The form includes a "Site Name" field with a dropdown menu, a question "Is this a site for patient care?" with radio buttons for "Yes" and "No", and a "Primary Clinical Site" section with radio buttons for "Yes" (selected) and "No".

Since all participating sites used by a program must be added in ADS by the DIO or their designee, this satisfies the requirement of having the Sponsoring Institution's approval of the program's participating sites and designation of the primary clinical site.

[The Review Committee may specify which other specialties/programs must be present at the primary clinical site]

Since Review Committees may specify which other specialties/programs must be present at the primary clinical site, programs must review the specialty-specific Program Requirements:

1. Go to <https://www.acgme.org/specialties/>.
2. Select the applicable specialty.
3. Select "Program Requirements and FAQs and Applications" at the top of the specialty section.
4. Select the specialty Program Requirements currently in effect.

Questions about specialty Program Requirements or expectations for the primary clinical site should be directed to specialty Review Committee staff members. Programs can also access the [Common Program Requirements FAQs](#) for additional information on participating sites.

COMMON PROGRAM REQUIREMENTS

Participating Sites

A participating site is an organization providing educational experiences or educational assignments/rotations for residents.

- 1.3. There must be a program letter of agreement (PLA) between the program and each participating site that governs the relationship between the program and the participating site providing a required assignment. ^(Core)
- 1.3.a. The PLA must be renewed at least every 10 years. ^(Core)
- 1.3.b. The PLA must be approved by the designated institutional official (DIO). ^(Core)
- 1.4. The program must monitor the clinical learning and working environment at all participating sites. ^(Core)
- 1.5. At each participating site there must be one faculty member, designated by the program director as the site director, who is accountable for resident education at that site, in collaboration with the program director. ^(Core)

Background and Intent: While all residency programs must be sponsored by a single ACGME-accredited Sponsoring Institution, many programs will utilize other clinical settings to provide required or elective education and training experiences. At times it is appropriate to utilize community sites that are not owned by or affiliated with the Sponsoring Institution. Some of these sites may be remote for geographic, transportation, or communication issues. When utilizing such sites the program must ensure the quality of the educational experience.

Suggested elements to be considered in PLAs will be found in the Guide to the Common Program Requirements. These include:

- Identifying the faculty members who will assume educational and supervisory responsibility for residents
- Specifying the responsibilities for teaching, supervision, and formal evaluation of residents
- Specifying the duration and content of the educational experience
- Stating the policies and procedures that will govern resident education during the assignment

GUIDANCE

The program letter of agreement (PLA) is a written document that addresses graduate medical education (GME) responsibilities between a program and a participating site at which residents have required educational experiences.

The Association of American Medical Colleges (AAMC) has developed a [PLA template](#) which programs can use and modify according to their specific needs.

Note:

- Program directors are responsible for PLAs. Designated institutional officials (DIOs) are required to review and approve all PLAs.
- A change in program director or DIO does not require updating a PLA with new signatures.
- PLAs must be updated and renewed at least every 10 years.
- PLAs are required only for sites providing required educational experiences.
- Although the ACGME does not require PLAs for sites providing elective rotations, an institution or GME office may require a PLA for those sites.
- PLAs are between a program and the participating site and include all rotations taking place at that participating site.
- PLAs are not required for participating sites under the governance of the Sponsoring Institution.

The purpose of a PLA is to ensure a shared understanding of expectations for the educational experience, the nature of the experience, and the responsibilities of the program and the participating site.

As specified in the Background and Intent under Common Program Requirement 1.5., suggested elements for a PLA include:

- identifying the faculty members who will assume educational and supervisory responsibility for residents;
- specifying the responsibilities for teaching, supervision, and formal evaluation of residents;
- specifying the duration and content of the educational experience (e.g., rotation name, educational objectives) and
- stating the policies and procedures that will govern resident education during the assignment.

Additional considerations for PLAs that may be further clarified in specialty-specific FAQs include:

- the site director may be the program director in some cases, but the program director is not usually the site director at all participating sites; and
- if the site is distant, the program should consider providing the residents with accommodation proximate to the participating site.

The ACGME requires copies of PLAs to be uploaded in the Accreditation Data System (ADS) for new program applications and updated applications. Accreditation Field Staff request copies of and verify PLAs during site visits for applications, initial accreditation, and other types of site visits. For programs with a status of Continued Accreditation, the PLA is not requested when a

new participating site is added in ADS. However, the program must provide confirmation that a PLA is in place and list the effective date. If the effective date is not available, the signature date may be documented as the effective date.

ADS screenshot: adding a participating site and PLA details

When entering a new participating site in ADS, programs are asked to confirm that a PLA exists and provide its effective date.

The screenshot shows the 'Sites' tab in the ADS system. The navigation bar includes: Overview, Program, Faculty, Residents, Sites (active), Surveys, Milestones, Summary, Uploads, Reports. The form contains the following fields and options:

- Text input field for site name.
- Text input field for address.
- Text input field for phone number.
- Text input field for email.
- Text input field for website.
- Text input field for a note.
- Buttons: < Back To Sites, Cancel, Save Site.
- Section: Site Name: [Dropdown menu]
- Section: Is this a site for patient care?
 - Yes
 - No
- Section: Primary Clinical Site:
 - Yes
 - No
- Section: Required Rotation:
 - Yes
 - No
- Section: Do all residents rotate through this site?
 - Yes
 - No
- Section: Program Letter of Agreement (PLA) exists between program and site?
 - Yes
 - No
 - N/A (site under governance of sponsoring institution)
- Section: Program Letter of Agreement (PLA) Date: [Calendar icon]

Examples of rotations that require a PLA

- one-month required rotation in a pediatric inpatient unit in a children's hospital in a family medicine program
- one-month required rotation in rheumatology in an internal medicine program
- two-month required rotation in an emergency department with a Level 1 trauma center at a site that is not the Sponsoring Institution
- required osteopathic neuromusculoskeletal medicine inpatient rotation
- longitudinal required geriatric experience in a long-term care facility in a family medicine program
- four-week required retina rotation with a community physician who is not a member of the medical staff of one of the participating sites in an ophthalmology program

Potential Areas for Improvement (AFIs) or citations

- failure to have a PLA signed by the DIO, the program director, and the site director for each site at which residents rotate for a required educational experience
- failure to renew a PLA every 10 years
- incorrect/incomplete participating site information in ADS

In addition to the guidance included here, the [Common Program Requirements FAQs](#) address multiple questions from the GME community about PLAs

Common Program Requirement 1.4. requires that the program must monitor the clinical learning and working environment at all participating sites. The Background and Intent further explains the rationale for this requirement and is worth repeating: “While all residency programs must be sponsored by a single ACGME-accredited Sponsoring Institution, many programs will utilize other clinical settings to provide required or elective education and training experiences. At times it is appropriate to utilize community sites that are not owned by or affiliated with the Sponsoring Institution. Some of these sites may be remote for geographic, transportation, or communication issues. When utilizing such sites the program must ensure the quality of the educational experience.” Examples of how programs can monitor the experience at all participating sites include but are not limited to:

- resident evaluations of rotations at each participating site;
- participation of the site director in faculty meetings; and
- inclusion of the site director on the Clinical Competency Committee (CCC), and/or on the Program Evaluation Committee (PEC).

COMMON PROGRAM REQUIREMENTS

Participating Sites

A participating site is an organization providing educational experiences or educational assignments/rotations for residents.

- 1.6. The program director must submit any additions or deletions of participating sites routinely providing an educational experience, required for all residents, of one month full time equivalent (FTE) or more through the ACGME's Accreditation Data System (ADS). ^(Core)

[The Review Committee may further specify]

GUIDANCE

The philosophic statement preceding Common Program Requirement 1.2. defines a participating site as “an organization providing educational experiences or educational assignments/rotations for residents.” In addition to the primary clinical site, per Common Program Requirement 1.6., the program director must add all participating sites routinely providing a required educational experience of one month or more in the Accreditation Data System (ADS).

When applying for accreditation or recognition of a new program, or when a change occurs in the educational structure of a program and there is a new participating site at which a required educational experience of one month or more will occur, the program director must add the new site in ADS. All sites added in ADS will be visible to both the program and the Review Committee.

Adding participating sites in ADS that provide elective experiences and/or experiences shorter than one month in length is not required by the ACGME but may be helpful for some specialties.

[The Review Committee may further specify]

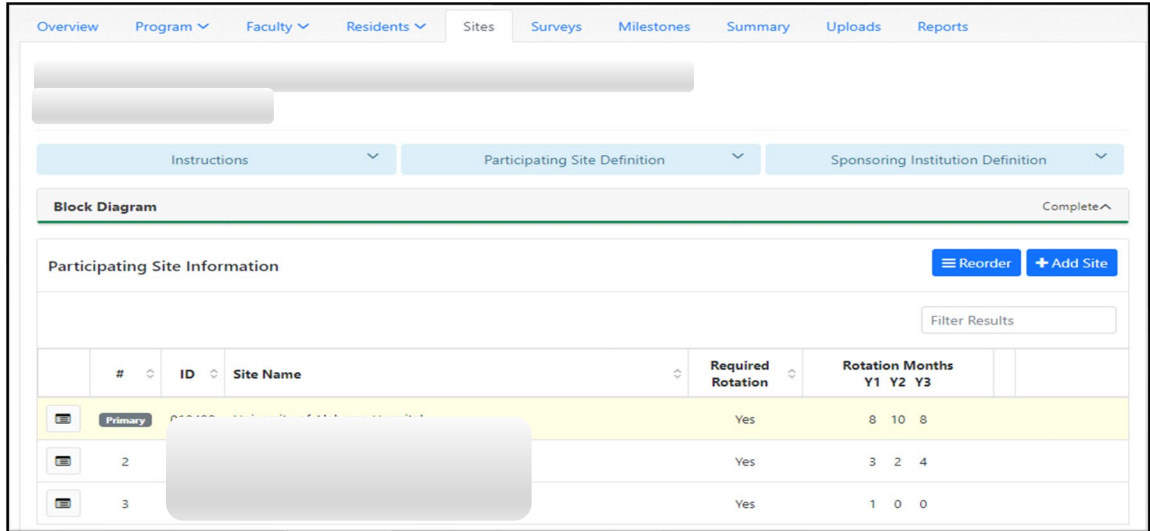
Since Review Committees may further specify other requirements related to participating sites, programs must review the specialty-specific Program Requirements:

- Go to <https://www.acgme.org/specialties/>.
- Select the applicable specialty.
- Select “Program Requirements and FAQs and Applications” at the top of the specialty section.
- Select the specialty Program Requirements currently in effect.

Questions about specialty-specific Program Requirements related to participating sites should be directed to specialty Review Committee staff. Programs can also access the [Common Program Requirements FAQs](#) for additional information on participating sites.

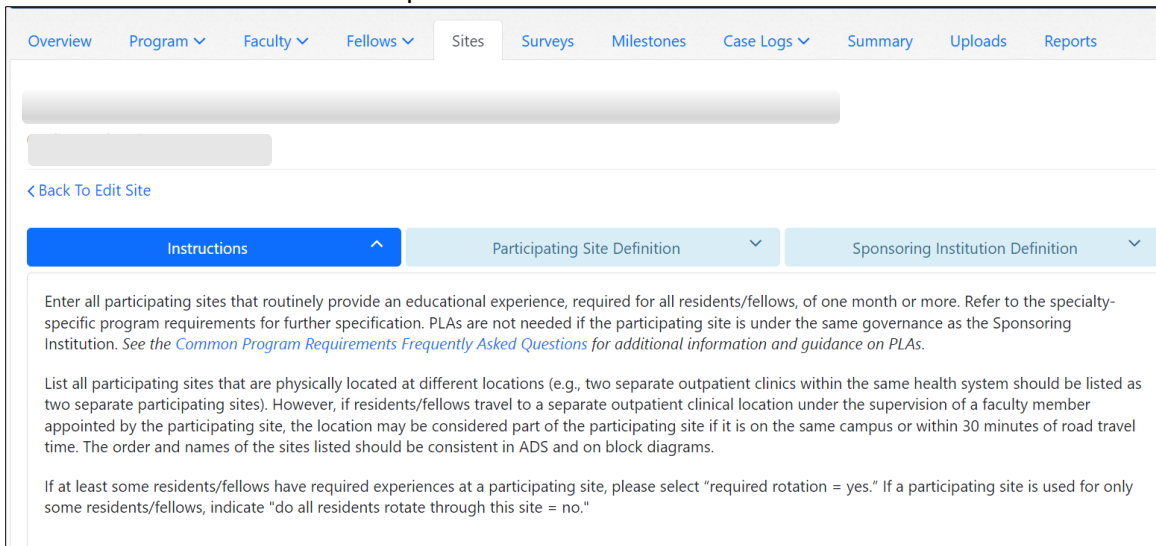
ADS screenshot: adding a participating site

To add a site in ADS, log into the program’s ADS profile, then go to the “Sites” tab on the top navigation bar and click the “Add Site” blue button.



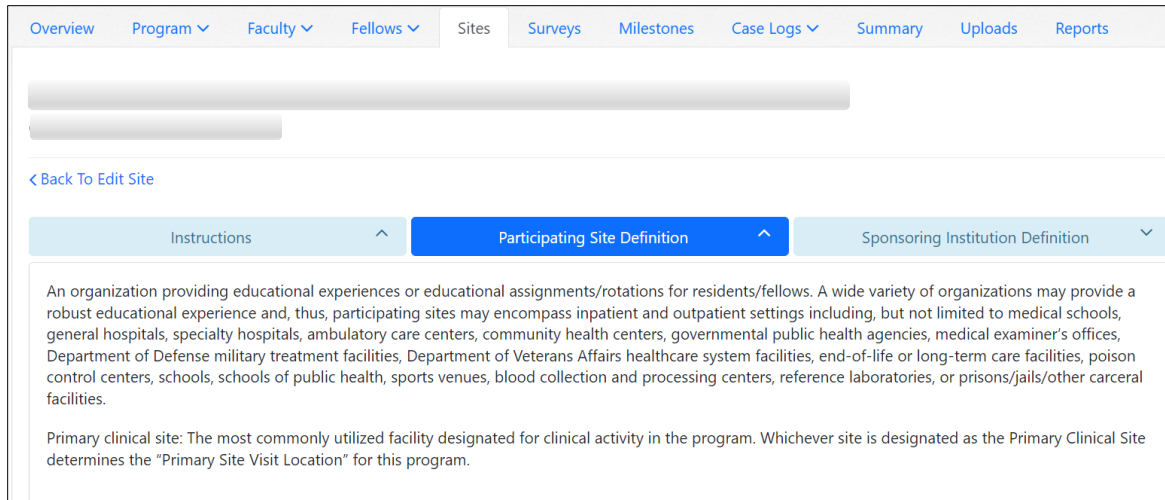
ADS screenshot: instructions for adding participating sites

For instructions on the participating sites to add into ADS, on the “Sites” tab, click the arrow on the “Instructions” blue bar to expand it.



ADS screenshot: participating site definition

For the definition of a participating site, click the arrow on the “Participating Site Definition” blue bar to expand it. (See accompanying screenshot which follows on the next page.)



ADS screenshot: adding participating site details

On the "Add Site" screen, the program will select a site name from the pre-populated drop-down menu. If the site is not on the list, contact the designated institutional official to have the site added. Programs may only enter sites that the Sponsoring Institution has approved and added to ADS. Complete all other information and click the "Save Site" button. (See accompanying screenshot which follows on the next page.)

Add Participating Site

[✕ Cancel](#)
[Save Site](#)

Site Name: ?

Select One ▼

Is this a site for patient care?

Yes
 No

Primary Clinical Site:
University of Alabama Hospital

Is Clinical Site? (Admin Only) ?

Required Rotation:

Yes
 No

Do all residents rotate through this site?

Yes
 No
 Unknown

Program Letter of Agreement (PLA) exists between program and site?

Yes
 No
 N/A (site under governance of sponsoring institution)
 Unknown

Program Letter of Agreement (PLA) Date: ?

📅

Rotation Months (align with block diagram):

Y1	Y2	Y3
<input type="text"/>	<input type="text"/>	<input type="text"/>

Distance to Primary Clinical Site:

Miles	Minutes
<input type="text"/>	<input type="text"/>

Describe how this participating site is used for your program.

Site Director: ?

Select... ▼

Which of the following are available within this site for residents (check all that apply):

- Safe, quiet, clean, and private sleep/rest facilities available and accessible with proximity appropriate for safe patient care
- Shower
- Secure areas (lockers or rooms that can be locked)
- Access to food
- Parking accessible to site
- Internet Access
- Reasonable accommodations for residents/fellows with disabilities consistent with the Sponsoring Institution's policy
- Clean and private facilities for lactation with proximity appropriate for safe patient care
- Clean and safe refrigeration resources for the storage of human milk

NOTE: Programs should complete all requested information. The ACGME may request additional information from the program if the information submitted is incomplete or inaccurate. For example:

- Rotation months for each post-graduate year listed for that participating site do not align with the rotation months on the block diagram.
- The description of the content of the educational experience does not include a rationale for the addition of the site, faculty coverage, volume/variety of clinical experience, site support, and/or educational impact.

While copies of program letters of agreement (PLAs) are not required when adding a new participating site, programs should ensure that a PLA is in place. A copy may be requested by the ACGME during a site visit or as needed.

ADS screenshot: deleting a participating site

If the program no longer uses a participating site, the site should be removed from the program's list of sites in ADS. To remove a site, on the "Sites" tab hover over the site in the list of participating sites and click the "X" button.

The screenshot shows the ADS interface with the 'Sites' tab selected. Below the navigation bar, there are three dropdown menus: 'Instructions', 'Participating Site Definition', and 'Sponsoring Institution Definition'. A 'Block Diagram' section is visible with a 'Complete' status. The main area is titled 'Participating Site Information' and contains a table of sites. The first site is highlighted in yellow and has a 'Primary' tag. The table columns are: #, ID, Site Name, Required Rotation, and Rotation Months (Y1, Y2, Y3). The first site has a Required Rotation of 'Yes' and Rotation Months of 8, 10, 8. The second site has a Required Rotation of 'Yes' and Rotation Months of 3, 2, 4. The third site has a Required Rotation of 'Yes' and Rotation Months of 1, 0, 0. A 'Filter Results' input field is located above the table. At the bottom, it says 'Showing 1 to 3 of 3 entries'.

#	ID	Site Name	Required Rotation	Rotation Months
				Y1 Y2 Y3
1			Yes	8 10 8
2			Yes	3 2 4
3			Yes	1 0 0

Once all participating sites have been added to or deleted from ADS, programs should review the list of participating sites and ensure that they are ordered based on the number of months residents spend at each site, with the most-used site listed as primary and all other sites listed in descending order. Programs should also ensure that the number of months for each year of the program totals 12 months or 13 blocks. If the number of months for each year of education and training do not total 12 months or 13 blocks, the "Comments" box should be used to provide an explanation to the Review Committee. Lastly, programs should ensure that the participating sites listed in ADS match the participating sites listed on the block diagram, including the number of months residents rotate at each site.

Review Committee approval of participating site additions and deletions

Once a site is added to or removed from ADS, the Review Committee staff members are notified of the change. The change is reviewed per the Review Committee process and programs will receive notification of approval or follow-up from the Review Committee staff.

Common Areas for Improvement (AFIs) or citations

Some of the most common areas for which programs receive an AFI or citation include:

- the listing of participating sites in ADS does not match information on the block diagram;
- the number of months for each year of education and training listed for each participating site in ADS is different from the block diagram;
- the number of months for each year of education and training does not total 12 months or 13 blocks and the program does not provide an explanation; and
- a site director is not identified or is incorrectly identified on the participating site profile in ADS and/or the PLA.

COMMON PROGRAM REQUIREMENTS

1.7. Workforce Recruitment and Retention

The program, in partnership with its Sponsoring Institution, must engage in practices that focus on mission-driven, ongoing, systematic recruitment and retention of a diverse and inclusive workforce of residents, fellows (if present), faculty members, senior administrative staff members, and other relevant members of its academic community. ^{(Core)*}

**Note: Enforcement of requirement 1.7. has been suspended.*

COMMON PROGRAM REQUIREMENTS

1.8. Resources

The program, in partnership with its Sponsoring Institution, must ensure the availability of adequate resources for resident education. ^(Core)
[The Review Committee must further specify]

1.9. The program, in partnership with its Sponsoring Institution, must ensure healthy and safe learning and working environments that promote resident well-being and provide for:

1.9.a. access to food while on duty; ^(Core)

1.9.b. safe, quiet, clean, and private sleep/rest facilities available and accessible for residents with proximity appropriate for safe patient care; ^(Core)

Background and Intent: Care of patients within a hospital or health system occurs continually through the day and night. Such care requires that residents function at their peak abilities, which requires the work environment to provide them with the ability to meet their basic needs within proximity of their clinical responsibilities. Access to food and rest are examples of these basic needs, which must be met while residents are working. Residents should have access to refrigeration where food may be stored. Food should be available when residents are required to be in the hospital overnight. Rest facilities are necessary, even when overnight call is not required, to accommodate the fatigued resident.

1.9.c. clean and private facilities for lactation that have refrigeration capabilities, with proximity appropriate for safe patient care; ^(Core)

Background and Intent: Sites must provide private and clean locations where residents may lactate and store the milk within a refrigerator. These locations should be in close proximity to clinical responsibilities. It would be helpful to have additional support within these locations that may assist the resident with the continued care of patients, such as a computer and a phone. While space is important, the time required for lactation is also critical for the well-being of the resident and the resident's family as outlined in 6.13.d.

1.9.d. security and safety measures appropriate to the participating site; and, ^(Core)

1.9.e. accommodations for residents with disabilities consistent with the Sponsoring Institution's policy. ^(Core)

1.10. Residents must have ready access to specialty-specific and other appropriate reference material in print or electronic format. This must include access to electronic medical literature databases with full text capabilities. ^(Core)

GUIDANCE

1.7. Availability of adequate resources for resident education

[The Review Committee must further specify]

Since Common Program Requirement 1.7. requires that Review Committees further specify about the “availability of adequate resources,” programs must review the specialty-specific Program Requirements:

1. Go to <https://www.acgme.org/specialties/>.
2. Select the applicable specialty.
3. Select “Program Requirements and FAQs and Applications” at the top of the specialty section.
4. Select the specialty Program Requirements currently in effect.

The ACGME monitors compliance with requirements in Common Program Requirements 1.7.-1.9. in various ways, including:

- questions answered by program leadership as part of an application or during the Accreditation Data System (ADS) Annual Update;
- questions answered by residents and faculty members as part of the annual Resident/Fellow and Faculty Surveys; and
- questions asked by Accreditation Field Staff during site visits of the program at various stages of accreditation.

The Resident/Fellow and Faculty Surveys include several questions that address Program Requirements 1.7.-1.9. Two resource documents, the Resident/Fellow Survey-Common Program Requirements Crosswalk and the Faculty Survey-Common Program Requirements Crosswalk, provide additional information for programs on the key areas addressed by the survey questions and how they map to the ACGME Common Program Requirements. These documents can be found at <https://acgmehelp.acgme.org/hc/en-us/articles/1500008079862-Resident-Fellow-Survey-Common-Program-Requirements-Crosswalk>.

1.8.a. and 1.8.b. Access to food and sleep/rest facilities

Programs are expected to partner with their Sponsoring Institutions to ensure residents have adequate access to food and sleep/rest facilities at all participating sites. Interpretations of the requirements for space may depend on the attributes of a participating site and the needs of residents when they are assigned to that site.

Depending on the type of participating site and the type of educational experience (e.g., overnight call, outpatient clinic) occurring at that site, there may be differences in the types of resources provided. Because of site-, program-, and resident-specific factors, the ACGME does not provide uniform specifications for access to food and the physical space of sleep/rest facilities beyond the qualities indicated in the requirements and the guidance in the associated Background and Intent. It is important for Sponsoring Institutions and programs to obtain resident input when evaluating these aspects of clinical learning environments.

1.8.c. Access to lactation facilities

It is critical to acknowledge that the timing of residency often overlaps with the timing of starting and raising families. Therefore, residents must have access to lactation facilities.

Rooms for lactation must be clean, provide privacy and refrigeration, and be close enough to the clinical setting to be of use for residents who need them. Simply using a restroom as a facility for lactation or for medication administration would not meet the standard of cleanliness. Refrigeration capabilities are essential for storage. In addition, the availability of a computer and telephone will allow residents, if necessary, to provide continued attention to patient care while attending to their personal health care needs.

Interpretation of the requirement for “proximity appropriate for safe patient care” is left to the program and the Sponsoring Institution. The requirements do not dictate a specific distance or a time element for the resident to get from the lactation facility or room for personal health care needs to the clinical location. Instead, institutions and programs are urged to consider the circumstances. For example, a busy, high-intensity clinical location, such as the intensive care unit, might require that the lactation room is in a location that allows immediate access to the patient care area, whereas a clinical location that is less busy or intense will not require such proximity. In addition, it is not necessary for the lactation facility to be solely dedicated to resident use.

1.9.e. Accommodations for residents with disabilities

Programs must work with their Sponsoring Institutions to ensure compliance with institutional policies related to resident requests for accommodation of disabilities. Common Program Requirements 1.9. and 1.9.e. are companions of [Institutional Requirement 3.2.g.5.f.](#), which states, “The Sponsoring Institution must have a policy, not necessarily GME-specific, regarding accommodations for disabilities consistent with all applicable laws and regulations.”

Laws and regulations concerning requests for accommodation of disabilities include Title I of the [Americans with Disabilities Act](#) and related enforcement guidance published by the [US Equal Employment Opportunity Commission](#). Other federal, state, and local laws and regulations may also apply. It is common for program directors, coordinators, residents, faculty members, and designated institutional officials to collaborate with their institution’s human resources and legal departments and/or institutional officers/committees to manage requests for accommodation.

1.10. Reference material

Sponsoring Institutions and programs must ensure that residents have access to medical literature that supports their clinical and educational work. Common Program Requirement 1.10. is parallel to ACGME [Institutional Requirement 2.5.a.](#), which states, “Faculty members and residents/fellows must have ready access to electronic medical literature databases and specialty-/subspecialty-specific and other appropriate full-text reference material in print or electronic format.”

Review Committee members are aware that the availability of a computer or mobile device with internet access alone may provide access to a wide range of relevant reference material. Many Sponsoring Institutions and programs purchase subscriptions to information resources and services to supplement open access materials. As with other programmatic resources, interpretation of the requirement may depend on unique circumstances of participating sites, programs, faculty members, and residents. Residents and faculty members may provide valuable input to Sponsoring Institutions and programs regarding the adequacy of available medical literature resources.

COMMON PROGRAM REQUIREMENTS

1.11. Other Learners and Health Care Personnel

The presence of other learners and other health care personnel, including, but not limited to residents from other programs, subspecialty fellows, and advanced practice providers, must not negatively impact the appointed residents' education.
(Core)

[The Review Committee may further specify]

Background and Intent: The clinical learning environment has become increasingly complex and often includes care providers, students, and post-graduate residents and fellows from multiple disciplines. The presence of these practitioners and their learners enriches the learning environment. Programs have a responsibility to monitor the learning environment to ensure that residents' education is not compromised by the presence of other providers and learners.

GUIDANCE

Although other learners and other health care personnel can, and frequently do, enhance resident education, there are certainly circumstances in which they negatively impact that process. Examples include:

- interference of a subspecialty fellow or another care practitioner in the communication between a faculty member and the resident (or resident team) in such a manner that the resident does not gain the educational benefit of direct communication with the faculty member;
- a fellow repeatedly performing procedures in which the resident is expected to develop competence when there is a limited pool of procedures available;
- too many learners for the amount of educational experience or excessive rotators (e.g., medical students, residents from other specialties, advanced practice provider students);
- lack of opportunity for peer teaching (e.g., senior resident to junior resident, PGY-1 to medical student); and
- certified registered nurse anesthetists (CRNAs) or CRNA students interfering with residents performing and gaining competence in certain procedures.

Situations of this type frequently involve a degree of intra- or inter-departmental disagreement on educational responsibilities and priorities. In the case of other health care personnel, they may also impact decisions made by the administration of the clinical site. The designated institutional official and Graduate Medical Education Committee (GMEC) may be very helpful in supporting the program(s) and in arriving at equitable and mutually beneficial solutions.

The ACGME monitors compliance with Common Program Requirement 1.11. in various ways, including:

- questions answered by program leadership as part of an application or during the Accreditation Data System (ADS) Annual Update;
- questions answered by residents and faculty members as part of the annual Resident/Fellow and Faculty Surveys; and
- questions asked by the Accreditation Field Staff during site visits to the program at various stages of accreditation.

The Resident/Fellow and Faculty Surveys include several questions that address the Program Requirements in section 1.11. The ACGME has prepared two documents, a Resident/Fellow Survey-Common Program Requirements Crosswalk and a Faculty Survey-Common Program Requirements Crosswalk, to provide additional information for programs on the key areas addressed by the survey questions and how they map to the ACGME Common Program Requirements. These documents can be found at <https://www.acgme.org/data-systems-technical-support/resident-fellow-and-faculty-surveys/>.

Programs are encouraged to monitor any concerns identified in the Resident/Fellow Survey and address them proactively in the major changes section in ADS as part of their ADS Annual Update or in preparation for a site visit.

ADS screenshot: presence of other learners

The question below is part of the program ADS Annual Update Questionnaire.

Resident/Fellow Education and Experience
<p>What other learners will be sharing educational or clinical experiences with the residents/fellows? Check all that apply:</p> <ul style="list-style-type: none"><input checked="" type="checkbox"/> Medical students<input checked="" type="checkbox"/> Residents/fellows from other ACGME accredited programs<input type="checkbox"/> Fellows from non-ACGME programs<input type="checkbox"/> Advanced practice professional students<input type="checkbox"/> Advanced practice professional staff<input checked="" type="checkbox"/> Other health professions students<input type="checkbox"/> Other health professions staff<input type="checkbox"/> None of the above

COMMON PROGRAM REQUIREMENTS

Section 2: Personnel

2.1. Program Director

There must be one faculty member appointed as program director with authority and accountability for the overall program, including compliance with all applicable program requirements. ^(Core)

2.2. The Sponsoring Institution's GMEC must approve a change in program director and must verify the program director's licensure and clinical appointment. ^(Core)

2.2.a. Final approval of the program director resides with the Review Committee. ^(Core)

[For specialties that require Review Committee approval of the program director, the Review Committee may further specify. This requirement will be deleted for those specialties that do not require Review Committee approval of the program director.]

Background and Intent: While the ACGME recognizes the value of input from numerous individuals in the management of a residency, a single individual must be designated as program director and have overall responsibility for the program. The program director's nomination is reviewed and approved by the GMEC.

GUIDANCE

2.1. One faculty member must be appointed as program director with authority and accountability for the overall program.

This requirement specifies that each program must have one faculty member appointed as program director. The program director is responsible for all aspects of the program and is accountable for compliance with all applicable program requirements. For new programs, the program director is identified in the Accreditation Data System (ADS) by the designated institutional official (DIO). For existing programs, the program director is already designated and appears first on the faculty roster.

2.2. The Graduate Medical Education Committee (GMEC) must approve a program director change and verify the program director's licensure and clinical appointment.

A new program director can be designated for a program at any time through a program director change request initiated by the DIO in ADS. For appointment of a new program director, the GMEC must verify that the program director meets the qualifications outlined in Common Program Requirement 2.5, as well as verify that the program director has an active medical license and a current clinical appointment and privileges before approving the change. Following GMEC approval, the DIO will enter the recommendation into ADS via a new program director request.

ADS steps and screenshots for initiating a new program director request:

The DIO must log into the Sponsoring Institution's ADS account and complete the following steps:

1. Select the **Sponsored Programs** tab and locate the program for which the program director will change.
2. On the **Program** tab, select **New Program Director**.
3. Read the instructions carefully and select one of two options: **Choose Program Faculty** or **Search/Add New Person**.

The screenshot shows a web form titled "Program Director Change Request". Below the title is a section labeled "Instructions" with a dropdown arrow. A warning message is displayed: "Do not proceed with changing the program director unless you want this change to take effect immediately and remove account access for the current program director." Below this, there is explanatory text: "Enter the new Program Director or choose from a list of eligible faculty in this program. If the new director already exists in another program at your institution, use the search feature to find their existing records. After completing and submitting the form below, the new director will receive an email with an Accreditation Data System (ADS) login and instructions to complete and submit this change. They will also immediately assume this role within ADS (including our public ADS website). Please review all information below for accuracy as it relates to this program. The new director and DIO will be informed if this change does not meet Review Committee (RC) requirements. Avoid submitting a change in Program Director more than 60 days in advance of their appointment date." At the bottom of the form are two buttons: "Choose Program Faculty" and "Search / Add New Person".

4. The **DIO must complete** two key sections: **DIO questions** and **Director Profile Information**, including the rationale for the change. (See accompanying screenshots which follow on the next page.)

Program Director Change Request [Submit Change Request](#)

Instructions

Existing Faculty
Please Select

1. DIO Questions

Is the previous director remaining in the program as teaching faculty?
 Yes
 No

Has the DIO/GMEC ensured the new director meets the required qualifications for this role?
 Yes
 No

2. Director Profile Information

Salutation:
None

First Name: **Middle Initial:** **Last Name:** **Suffix:**

Degrees:
Select Degree(s)

Title:

Phone Number **Extension**

Mobile Phone

Email

Date first appointed director

Year First Started Teaching in GME
Select

Term length
Select

Date first appointed faculty in this program

DIO Comments
These comments will be sent to the new Program Director.

Rationale for Program Director Change
Provide a rationale for the change in Program Director (e.g., previous Program Director has retired, etc.).

- When the **DIO submits the change**, the **old program director's ADS access will be immediately disabled** and the **new program director will receive an email notification with the username and password (if new to ADS) and a notification to review the change**. The new contact information is immediately reflected in ADS and on the public ACGME website.

6. Once the **new program director** logs into ADS, **the change request will be available on the Overview tab** toward the bottom of the page for review, completion of any missing information, and submission. The program director change is not complete until submitted by the new program director.

NOTE: The new program director or a designee **must complete all required fields on both the “Profile and Certifications” and “CV” tabs** associated with the request. Fields that require information or updates will be marked in red. This action will reduce the need for ACGME staff members to seek updated information from programs and will ensure timely review and approval by Review Committees.

The screenshot displays a web form for submitting a request. At the top right is a green 'Submit' button. Below it is a red error message: 'Incomplete Request - All profile, certifications, and CV information must be entered to submit request'. Underneath is a blue instruction box: 'Use the buttons below to enter, update, or review Profile and CV information for the new program director. The ACGME requires an updated CV for all program directors. After completing/reviewing this information, use the Submit button to send this request to the ACGME for final approval. This change in program director is not complete until submitted.' Below the instructions are two buttons: 'Update Profile & Certifications' and 'Update CV'. At the bottom, there are three input fields labeled 'DIO Name:', 'DIO Phone:', and 'DIO E-Mail:'.

7. Once the new program director submits the completed request, an email notification will be generated in ADS to the ACGME, the DIO, and the institutional coordinator(s).
8. Review Committee staff members will reach out to programs with questions or requests for additional information as needed if the new program director change request is incomplete. Programs will be notified through ADS if a request is denied.

2.2.a. Final approval of the program director resides with the Review Committee.

This requirement is included in the specialty Program Requirements only if the Review Committee with oversight for a particular specialty has elected to establish the approval of program director changes by the Review Committee as one of its processes. Not all Review Committees or specialties/subspecialties have the same processes for reviewing program director changes. Programs should review the resources on the applicable [specialty section](#) of the website for more information, and can contact Review Committee staff members to verify the program director change process for their specialty.

COMMON PROGRAM REQUIREMENTS

Section 2: Personnel

- 2.3. The program must demonstrate retention of the program director for a length of time adequate to maintain continuity of leadership and program stability. ^(Core)
[The Review Committee may further specify]

Background and Intent: The success of residency programs is generally enhanced by continuity in the program director position. The professional activities required of a program director are unique and complex and take time to master. All programs are encouraged to undertake succession planning to facilitate program stability when there is necessary turnover in the program director position.

GUIDANCE

2.3. Program director retention

The program director has many important responsibilities in a residency program. It can take years for individuals to understand and reach a level of expertise in the role and develop effective working relationships with all the individuals they must interact, including the designated institutional official, program faculty members, faculty members and leaders in related educational programs, administrators at the clinical sites to which residents rotate, community leaders, and others. For these reasons, continuity in the program director role is critical to ensure and maintain program stability and it is often associated with success of the program.

[The Review Committee may further specify]

Common Program Requirement 2.3. allows specialties to further specify. Currently, only a few specialties have added a requirement that further specifies the minimum amount of time a program director should serve in their role. To review the specialty-specific Program Requirements:

1. Go to <https://www.acgme.org/specialties/>.
2. Select the applicable specialty.
3. Select “Program Requirements and FAQs and Applications” at the top of the specialty section.
4. Select the specialty Program Requirements currently in effect.

The Background and Intent associated with this requirement encourages programs “to undertake succession planning to facilitate program stability when there is necessary turnover in the program director position.” While having a formal succession planning process at the program or Sponsoring Institution level would be ideal, there are many ways programs can think about succession planning. In larger programs, having one or more assistant/associate program directors may be a good option for ensuring continuity of leadership in the program in case of a program director change. In other cases, having a faculty mentoring process to identify faculty members with an interest in a graduate medical education leadership career path and supporting them in achieving various leadership competencies would also be a way to develop talent for a program director or assistant/associate program director role.

COMMON PROGRAM REQUIREMENTS

- 2.4. The program director and, as applicable, the program's leadership team, must be provided with support adequate for administration of the program based upon its size and configuration. ^(Core)

[The Review Committee must further specify minimum dedicated time for program administration, and will determine whether program leadership refers to the program director or both the program director and associate/assistant program director(s).]

Background and Intent: To achieve successful graduate medical education, individuals serving as education and administrative leaders of residency programs, as well as those significantly engaged in the education, supervision, evaluation, and mentoring of residents, must have sufficient dedicated professional time to perform the vital activities required to sustain an accredited program.

The ultimate outcome of graduate medical education is excellence in resident education and patient care.

The program director and, as applicable, the program leadership team, devote a portion of their professional effort to the oversight and management of the residency program, as defined in 2.6.a. – 2.6.i. Both provision of support for the time required for the leadership effort and flexibility regarding how this support is provided are important. Programs, in partnership with their Sponsoring Institutions, may provide support for this time in a variety of ways. Examples of support may include, but are not limited to, salary support, supplemental compensation, educational value units, or relief of time from other professional duties.

Program directors and, as applicable, members of the program leadership team who are new to the role, may need to devote additional time to program oversight and management initially as they learn and become proficient in administering the program. It is suggested that during this initial period the support described above be increased as needed.

In addition, it is important to remember that the dedicated time and support requirement for ACGME activities is a minimum, recognizing that, depending on the unique needs of the program, additional support may be warranted. The need to ensure adequate resources, including adequate support and dedicated time for the program director is also addressed in Institutional Requirement II.B.1. The amount of support and dedicated time needed for individual programs will vary based on a number of factors and may exceed the minimum specified in the applicable specialty specific program requirements. It is expected that the Sponsoring Institution, in partnership with its accredited programs, will ensure support for program directors, core faculty members, and program coordinators to fulfill their program responsibilities effectively.

GUIDANCE

2.4. The program director and, as applicable, the program’s leadership team, must be provided with support adequate for administration of the program based upon its size and configuration.

The Background and Intent associated with this requirement further explains the rationale, provides various examples of what may constitute program director support, and identifies instances in which minimum support may need to be increased.

It is important to note that Review Committees consider approved resident complement rather than filled resident complement when assessing program director or program leadership support for administration of the program.

This requirement is closely linked to [Institutional Requirements 2.2.-2.2.a](#). A Sponsoring Institution is not necessarily the entity that provides compensation directly to a program director, and, in many cases, a program director’s employer is not the Sponsoring Institution. However, each accredited Sponsoring Institution is accountable to the ACGME’s Institutional Review Committee for ensuring that program directors receive support and dedicated time in substantial compliance with this requirement.

[The Review Committee must further specify minimum dedicated time for program administration and will determine whether program leadership refers to the program director or both the program director and associate/assistant program director(s).]

Since Review Committees must specify minimum dedicated time for the program director or program leadership, programs must review the specialty-specific Program Requirements:

1. Go to <https://www.acgme.org/specialties/>.
2. Select the applicable specialty.
3. Select “Program Requirements and FAQs and Applications” at the top of specialty section.
4. Select the specialty Program Requirements currently in effect.

The [Program Leadership Dedicated Time](#) summary document included as an institutional resource on the ACGME website also provides a snapshot of program director dedicated time and support across all ACGME-accredited specialties and subspecialties.

Accreditation Data System (ADS) screenshot: program director support

The program director must answer or update the following questions as part of the ADS Annual Update regarding support adequate for the administration of the program based on its size and configuration. Programs are strongly encouraged to verify the specialty-specific Program Requirements each year to ensure at least the minimum required level of support is provided. (See accompanying screenshot which follows on the next page.)

Program Resources

What percent of full-time equivalent (FTE) support is allocated to the program director for non-clinical time devoted to the administration of this program?

In aggregate, what percent of FTE support is allocated to the associate program director(s) for non-clinical time devoted to the administration of the program? If not applicable, enter "0" in the response.

If you have more than one associate program director, use the text box below to further explain.

COMMON PROGRAM REQUIREMENTS

2.5. Qualifications of the Program Director

The program director must possess specialty expertise and at least three years of documented educational and/or administrative experience, or qualifications acceptable to the Review Committee. ^(Core)

Background and Intent: Leading a program requires knowledge and skills that are established during residency and subsequently further developed. The time period from completion of residency until assuming the role of program director allows the individual to cultivate leadership abilities while becoming professionally established. The three-year period is intended for the individual's professional maturation.

The broad allowance for educational and/or administrative experience recognizes that strong leaders arise through diverse pathways. These areas of expertise are important when identifying and appointing a program director. The choice of a program director should be informed by the mission of the program and the needs of the community.

In certain circumstances, the program and Sponsoring Institution may propose and the Review Committee may accept a candidate for program director who fulfills these goals but does not meet the three-year minimum.

- 2.5.a. The program director must possess current certification in the specialty for which they are the program director by the American Board of _____ or by the American Osteopathic Board of _____, or specialty qualifications that are acceptable to the Review Committee; and, ^(Core)

[The Review Committee may further specify acceptable specialty qualifications or that only ABMS and AOA certification will be considered acceptable]

- 2.5.b. The program director must demonstrate ongoing clinical activity. ^(Core)

Background and Intent: A program director is a role model for faculty members and residents. The program director must participate in clinical activity consistent with the specialty. This activity will allow the program director to role model the Core Competencies for the faculty members and residents.

[The Review Committee may further specify additional program director qualifications]

GUIDANCE

2.5. Specialty expertise and at least three years of documented educational and/or administrative experience, or qualifications acceptable to the Review Committee.

The Background and Intent that follows this requirement helps explain the rationale behind the requirement. Graduate medical education leaders require knowledge and skills that are established during residency and must be subsequently further developed and cultivated over a minimum of three years as an individual becomes professionally established. This requirement also broadly allows for educational and/or administrative experience, recognizing that strong leaders arise through diverse pathways. Lastly, the requirement acknowledges that the mission of the program and the needs of its community should inform the selection of a program director.

The Background and Intent also allows for potential exceptions, in certain circumstances, to the three-year minimum educational or administrative experience requirement. The program and Sponsoring Institution may propose, and the Review Committee may accept, a candidate for program director who fulfills all other qualification requirements but does not meet the three-year minimum.

Program director education and training, clinical and administrative experience and expertise, and other demographic information are captured on the program director profile and curriculum vitae (CV) in the Accreditation Data System (ADS). Programs should complete all required information when adding a new program director into ADS as part of an application or when submitting a program director change for an existing program. It is also important to carefully review and update all the program director information if a profile for that individual already exists in ADS.

ADS screenshots: program director profile and CV (See accompanying screenshots on the next pages.)

Program Director

General Information

Salutation:
 Dr.

First Name: Middle Initial: Last Name: Suffix:

Degrees:

Program Specific Title:

Email address for communicating with ACGME:

National Provider ID:
[Search National Provider ID >](#)

Secondary email address to be used in user profile:

Primary Phone Number: Extension:

Primary Institution:

Date First Appointed Faculty Member in this program:

Date First Appointed Program Director: Term of Appointment:

Year Started Teaching in this Specialty (Critical care medicine (Internal medicine)):

Year Started Teaching in Graduate Medical Education (GME):

Is also Chair of Department?
 Yes
 No

Medical School

Type of medical school:

Available Medical Schools:

Medical School Graduation Year:

Other School Name:

Faculty CV

Personal Information

Name:

Title:

Degrees:

Medical School:

Degree Date:

Graduate Medical Education

Program Name: Edit

Specialty:

From:

To:

Licensures

State / Province: Edit

Expiration:

Academic Appointments

Please list the past ten years of academic appointments, beginning with your current position. x

Name: Edit

From: To:

Concise Summary of Role/Responsibilities in Program

Edit

Current Professional Activities / Committees

Please list up to ten activities and committees within the past five years. x

Name: Edit

From:

To:

Bibliographies

Please list the most representative Peer Reviewed Publications / Journal Articles from the last 5 years, with a limit of 10. ✕

Bibliography Text:
Edit ✕

Bibliography Text:
Edit ✕

Add PMID
Add Text

Articles

Please list selected review articles, chapters and/or textbooks from the past 5 years, with a limit of 10. Separate entries with a double line break. Do not leave blank. If none, please enter NONE. ✕

Edit

Participation in Local, Regional and National Activities / Presentations / Abstracts / Grants

Please list participation in local, regional and national activities/presentations from the past 5 years, with a limit of 10. Separate entries with a double line break. Do not leave blank. If none, please enter NONE. ✕

Edit

2.5.a. Current certification in the specialty for which they are the program director or specialty qualifications that are acceptable to the Review Committee.

[The Review Committee may further specify acceptable specialty qualifications or that only ABMS and AOA certification will be considered acceptable]

Some Review Committees will accept *only* certification in the appropriate specialty by an American Board of Medical Specialties (ABMS) member board or American Osteopathic Association (AOA) certifying board for the program director. Other Review Committees will accept other qualifications for the program director. Programs are encouraged to refer to the [specialty-specific Program Requirements](#) for more information on this requirement.

The ACGME automatically populates data received from the ABMS and the AOA for the program director on their individual ADS profile page, where data are available. Program director board certification data will be matched to the ABMS and AOA datasets based on National Provider Identifier (NPI) number, as well as name, date of birth, and medical school graduation year. Program directors who are newly entered into ADS will have their certification information matched and populated within 24 hours.

Programs are only required to provide a manual entry for the program director’s specialty certification under the following circumstances:

- *No ABMS/AOA board certification data is displayed in ADS or it is incorrect.* In this case, a manual entry for “ABMS missing/inaccurate data” or “AOA missing/inaccurate data” should be added on the program director’s profile with a duration type, initial certification year, certification name, and an explanation for Review Committee consideration.

- *The program director is not certified by the ABMS/AOA.* Add a manual entry of “Not Board Certified” and an explanation.
- *The program director is board eligible but has not yet achieved board certification.* Add a manual entry of “Board eligible” and provide an explanation.
- *The program director is certified by another certifying body.* Some Review Committees allow other acceptable specialty qualifications and therefore a manual entry of “Other Certifying Body” can provide that information.

ADS screenshot: specialty certification – manual entries

Specialty Certification - Manual Entries

Only complete this section if the faculty member has additional certifications, is board eligible, is not certified or ABMS/AOA data above is inaccurate or missing.

Certification Type:
 Duration Type:
 Initial Year:

Certification Name:
 Other Certification:

Explain Equivalent Qualifications for RC Consideration (or missing information):

Cancel Save

Common issues related to the ABMS and AOA data not auto-populating on the program director’s profile and in the faculty roster include:

- the NPI number in ADS is incorrect or does not match the NPI number in the ABMS/AOA dataset; and
- a lag in when updated board certification data are received by the ACGME from the ABMS and AOA.

2.5.b. Ongoing clinical activity

This requirement is self-explanatory. The expectation is that program directors are clinically active in their specialty and are involved in working with residents.

Common citations regarding program director qualifications include:

- no or not enough previous experience in the specialty;
- no or not enough previous educational/administrative experience;
- board certifications that are lapsed; and
- no board certification information entered at all.

[The Review Committee may further specify additional program director qualifications]

The ACGME Review Committees want to help programs succeed. One essential element of program success is having a qualified individual as program director. Based on years of cumulative experience with both programs that are successful and those that are not as successful, many Review Committees have developed minimal qualifications for program directors in each specialty. Review Committees may specify other requirements related to additional qualifications and clarifications for appointment, so programs must review the specialty-specific Program Requirements:

1. Go to <https://www.acgme.org/specialties/>.
2. Select the applicable specialty.
3. Select “Program Requirements and FAQs and Applications” at the top of the specialty section.
4. Select the specialty Program Requirements currently in effect.

Questions about specialty-specific Program Requirements related to program director qualifications should be directed to the respective specialty Review Committee staff.

COMMON PROGRAM REQUIREMENTS

2.6. Program Director Responsibilities

The program director must have responsibility, authority, and accountability for: administration and operations; teaching and scholarly activity; resident recruitment and selection, evaluation, and promotion of residents, and disciplinary action; supervision of residents; and resident education in the context of patient care. ^(Core)

2.6.a. The program director must be a role model of professionalism; ^(Core)

Background and Intent: The program director, as the leader of the program, must serve as a role model to residents in addition to fulfilling the technical aspects of the role. As residents are expected to demonstrate compassion, integrity, and respect for others, they must be able to look to the program director as an exemplar. It is of utmost importance, therefore, that the program director model outstanding professionalism, high quality patient care, educational excellence, and a scholarly approach to work. The program director creates an environment where respectful discussion is welcome, with the goal of continued improvement of the educational experience.

2.6.b. The program director must design and conduct the program in a fashion consistent with the needs of the community, the mission(s) of the Sponsoring Institution, and the mission(s) of the program; ^(Core)

Background and Intent: The mission of institutions participating in graduate medical education is to improve the health of the public. Each community has health needs that vary based upon location and demographics. Programs must understand the structural and social determinants of health of the populations they serve and incorporate them in the design and implementation of the program curriculum, with the ultimate goal of addressing these needs and eliminating health disparities.

2.6.c. The program director must administer and maintain a learning environment conducive to educating the residents in each of the ACGME Competency domains; ^(Core)

Background and Intent: The program director may establish a leadership team to assist in the accomplishment of program goals. Residency programs can be highly complex. In a complex organization, the leader typically has the ability to delegate authority to others, yet remains accountable. The leadership team may include physician and non-physician personnel with varying levels of education, training, and experience.

2.6.d. The program director must have the authority to approve or remove physicians and non-physicians as faculty members at all participating sites, including the designation of core faculty members, and must develop and oversee a process to evaluate candidates prior to approval; ^(Core)

Background and Intent: The provision of optimal and safe patient care requires a team approach. The education of residents by non-physician educators may enable the resident to better manage patient care and provides valuable advancement of the residents' knowledge. Furthermore, other individuals contribute to the education of residents in the basic science of the specialty or in research methodology. If the program director determines that the contribution of a non-physician individual is significant to the education of the residents, the program director may designate the individual as a program faculty member or a program core faculty member.

- 2.6.e. The program director must have the authority to remove residents from supervising interactions and/or learning environments that do not meet the standards of the program; ^(Core)

Background and Intent: The program director has the responsibility to ensure that all who educate residents effectively role model the Core Competencies. Working with a resident is a privilege that is earned through effective teaching and professional role modeling. This privilege may be removed by the program director when the standards of the clinical learning environment are not met.

There may be faculty in a department who are not part of the educational program, and the program director controls who is teaching the residents.

GUIDANCE

Simply put, the program director is *the* person who is ultimately responsible for the program.

2.6.a. and 2.6.c. The program director must be a role model of professionalism; and administer and maintain a learning environment conducive to educating the residents in each of the ACGME Competency domains.

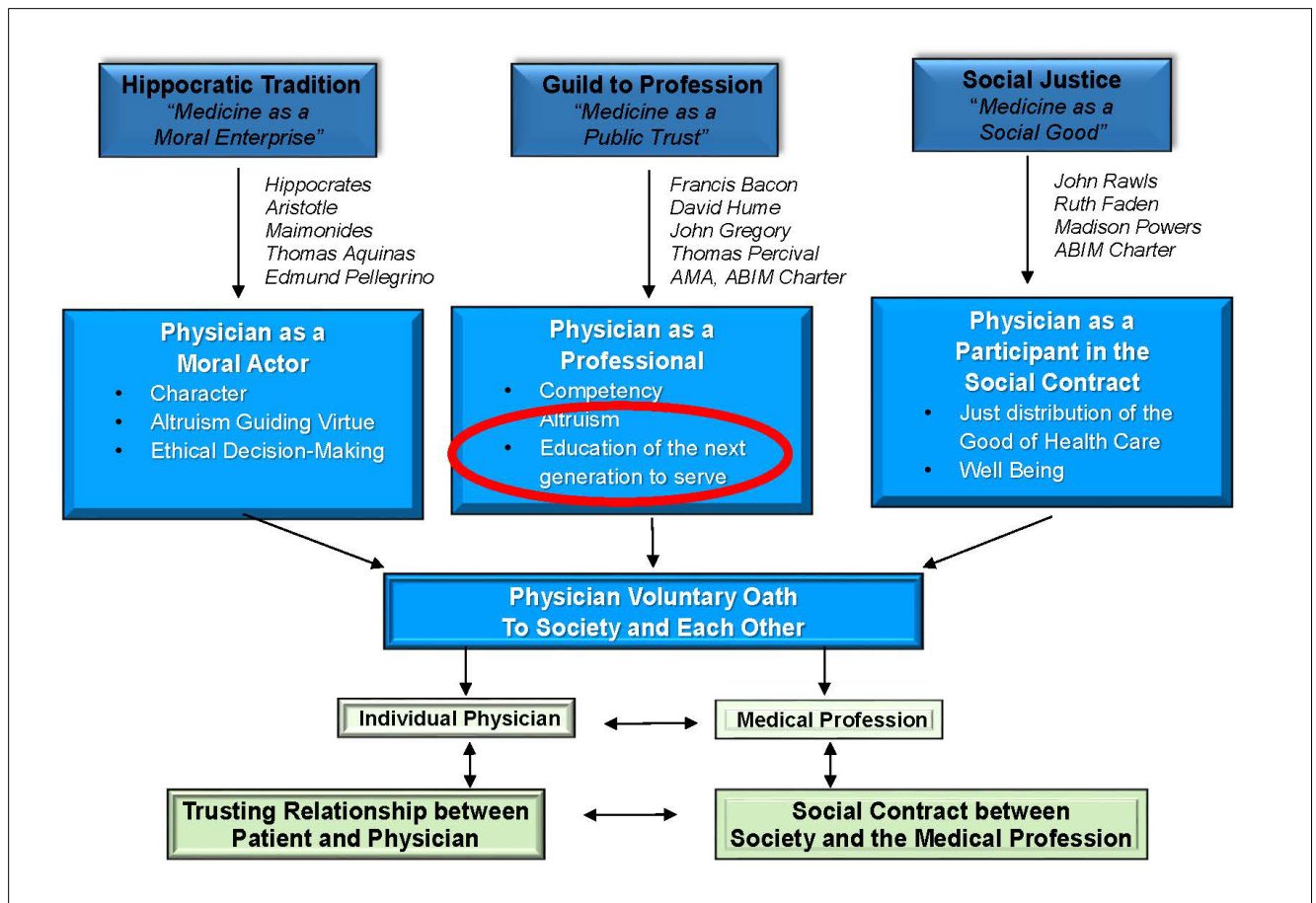
The purpose of this section is to emphasize the importance of the program director and faculty leadership as noted in the Background and Intent, including role modeling of professionalism, high-quality patient care, educational excellence, and scholarly approach to work. While the guidance below is related to Common Program Requirements 2.6.a. and 2.6.c., it does not constitute actual requirements. Although this section is not tied to a specific requirement, program directors are urged to consult some or all the references for inspiration related to mentorship, humanism, and leadership.

Leadership

The concepts of program director and faculty leadership take many forms and are important, regardless of program size. The designation of faculty leadership can be a formal or informal process, but what is most important is the composition of such a group. The group can be composed of physicians and non-physicians who know the residents well, have frequent interactions with them, and most importantly, can serve as role models in clinical care, professionalism, and scholarship. In addition, they can serve as a sounding board for the program director and help in shaping the program.

ACGME former President and Chief Executive Officer Dr. Thomas J. Nasca provides the context for understanding the professionalism that underlies leadership in medicine:

The philosophical roots of professionalism include the Hippocratic tradition of medicine as a moral enterprise; the transition of medicine from guild to profession with a commitment to competence, altruism, and public trust; and *the responsibility of the profession to prepare the next generation of physicians to serve the public.* (Nasca 2015; emphasis added)



Mentorship

While there are many articles that define and describe mentoring and mentorship, there are several characteristics that constitute this relationship. Mentorship is a long-term relationship between a more senior person (mentor) and a less experienced person (mentee). While both benefit from the relationship, it is generally established for the betterment of the mentee. According to Sambunjak, Dario, and Marušić (2009), mentorship includes three components: helping mentees acquire and integrate new learning; managing a personal aspect of transitional states; and maximizing the mentee’s potential to become a fulfilled and achieving practitioner. Mentorship therefore helps physicians uphold the responsibility to educate the next generation of physicians to serve patients.

Tjan (2017) interviewed scores of leaders and concluded that successful mentors have four characteristics: 1) they put the relationship before the mentorship; 2) they focus on character rather than competence and on shaping character, values, self-awareness, empathy, and capacity for respect; 3) they shout loudly with optimism and keep quiet with cynicism; and 4) they are more loyal to their mentees than to their companies.

References

- Lacombe, Michael A. 1990. “Recent Advances.” *The American Journal of Medicine* 88(4), 407–8. [https://doi.org/10.1016/0002-9343\(90\)90497-2](https://doi.org/10.1016/0002-9343(90)90497-2).

- Nasca, Thomas J. 2015. "Professionalism and Its Implications for Governance and Accountability of Graduate Medical Education in the United States." *JAMA* 313(18): 1801. Graphic available at <https://doi.org/10.1001/jama.2015.3738>.
- Sambunjak, Dario, Sharon E. Straus, and Ana Marušić. 2006. "Mentoring in Academic Medicine." *JAMA* 296(9): 1103. <https://doi.org/10.1001/jama.296.9.1103>.
- Sambunjak, Dario, and Ana Marušić. 2009. "Mentoring." *JAMA* 302(23): 2591. <https://doi.org/10.1001/jama.2009.1858>.
- Tjan, Anthony K. "What the Best Mentors Do." *Harvard Business Review*, 2017(2). <https://hbr.org/2017/02/what-the-best-mentors-do>.

Humanism

Humanism in health care is characterized by a respectful and compassionate relationship between physicians and their patients. It reflects attitudes and behaviors that are sensitive to the values and the cultural and ethnic backgrounds of others. The humanistic health care professional has two key attributes: altruism and empathy. Chou et al. (2014) stated that "Humanism in medicine combines scientific knowledge and skills with respectful, compassionate care that is sensitive to the values, autonomy and cultural backgrounds of patients and their families."

Evidence demonstrates that compassion and empathy are critical components of good medicine. When provided with humanistic care, patients are more likely to adhere to their treatment regimens, and this adherence makes it more likely that they adhere to preventive practices and may heal more quickly. Studies indicate that the characteristics of humanism can be taught. While Chou et al. (2014) acknowledged this fact, they sought to determine how humanism can be maintained in a world of increasing demands and technologies. They interviewed faculty members in internal medicine who had been identified by the residents to be excellent role models for humanism. The authors found three themes: *attitudes* needed to sustain humanism included humility, curiosity, standard of behavior ("I treat patients the way I would want to be treated"), importance for the patient, importance for the physician (joy in caring for patients), and more than just the disease ("my role is being there with and for the patient"); *habits* included self-reflection, seeking a connection with the patients, teaching/role modeling ("knowing that I'm responsible not just for the patients in front of me, but modeling how my students and residents are going to treat their patients"), balance, and mindfulness and spiritual practices; and humanism and maintenance of humanism in medical practice takes *effort*. Many of the physicians interviewed noted that humanism takes deliberate, intentional work, and identified the need for environmental support. While one may conclude that the work that goes into deliberative practice of humanism imposes additional workload on physicians that leads to burnout, the physicians in the study believed that humanism, as represented by the joy in caring for patients and educating residents, actually was a deterrent to burnout.

References

- Chou, Carol M., Katherine Kellom, and Judy A. Shea. 2014. "Attitudes and Habits of Highly Humanistic Physicians." *Academic Medicine* 89(9): 1252–58. <https://doi.org/10.1097/acm.0000000000000405>.
- Montgomery, Lynda L., Sana Loue, and Kurt C. Stange. 2017. "Linking the Heart and the Head: Humanism and Professionalism in Medical Education and Practice." *Family Medicine* 49(5): 378–83. <https://www.ncbi.nlm.nih.gov/pubmed/28535319>.

2.6.b. The program director must design and conduct the program in a fashion consistent with the needs of the community, the mission(s) of the Sponsoring Institution, and the mission(s) of the program.

This requirement is intended to bring intentionality to the development, design, and implementation of each residency program in consideration of the needs and desires of its stakeholders. Programs are encouraged to develop and clearly articulate their mission with the input of the communities they serve, their residents, their Sponsoring Institution, and participating sites, and others. Although the process may prove to be time consuming, developing this foundation will likely prove rewarding for all involved. Once developed, the mission of the program should periodically be re-evaluated for potential improvement, again incorporating input from stakeholders.

2.6.d. The program director must have the authority to approve or remove faculty for participation in the residency program education at all sites and oversee a process to evaluate candidates prior to approval.

This requirement applies to faculty members at the primary clinical site and at any participating sites used by the program. It is important that the faculty members who participate in the education of residents are interested in and dedicated to the educational program.

The program director must have the authority to approve or remove a faculty member from the teaching service. For example, if a faculty member is consistently reported as being unable or refusing to teach, berating the residents, and generally being unavailable for educational activities, the program director may decide to remove the faculty member from the teaching service. However, the faculty member may still continue with other clinical and administrative responsibilities within the department.

2.6.e. The program director must have the authority to remove residents from supervising interactions and/or learning environments that do not meet the standards of the program.

For example, residents might be assigned to a participating site for a one-month rotation and residents report that their role is only to provide service. Faculty members at the site do not provide supervision, evaluation, or education and are not available to the residents. The program director may choose to discontinue the rotation and have the residents rotate to another participating site that can provide the appropriate educational experience.

COMMON PROGRAM REQUIREMENTS

2.6. Program Director Responsibilities

- 2.6.f. The program director must submit accurate and complete information required and requested by the DIO, GMEC, and ACGME. ^(Core)

Background and Intent: This includes providing information in the form and format requested by the ACGME and obtaining requisite sign-off by the DIO.

GUIDANCE

2.6.f. It is the responsibility of the program director to submit accurate and complete information required and requested by the DIO, GMEC, and ACGME.

The submission of incomplete and/or inaccurate information by a program is one of the most common citations given by the Review Committees. Programs are required to submit specific information as part of an application, annually during the Accreditation Data System (ADS) Annual Update process, as part of preparing for a program site visit, or for other types of requests submitted to the ACGME. The program director is responsible for the accuracy and completeness of information submitted to the ACGME.

This requirement captures a broad array of information and Review Committees will issue citations related to this requirement if there are consistent gaps in data submitted to the ACGME. Some examples include:

- An application or updated application had significant gaps in data required by the ACGME, the data was submitted in a format that is hard to understand for the Review Committee, or there are a lot of discrepancies between various parts of the application or updated application.
- The program's Annual Update was not completed, not approved by the designated institutional official (DIO), or has significant gaps in data required by the ACGME.
- For an application or updated application, required attachment documents were not provided, are missing key information, or do not meet common and specialty-specific requirements. For example:
 - program letter(s) of agreement (PLA) not submitted, outdated, lacking the appropriate components, or lacking requisite signatures (see 1.3. – 1.3.b.);
 - block diagram not submitted, does not capture all required clinical experiences, or includes participating sites that do not align with the participating sites listed in ADS;
 - goals and objectives not provided, are not competency based, or are not level- or rotation-specific; and
 - the supervision policy does not reflect appropriate levels of supervision (see Common Program Requirements 6.7.-6.8.).
- Responses to previous citations were not provided or were inadequate, if applicable.
- Program director and faculty qualifications were missing or outdated residency/fellowship training, as well as academic appointments, licensure, and board certification information.
- Program director and faculty curriculum vitae (CV) were incomplete or outdated scholarly activity was included.
- Faculty and resident scholarly activity information were not submitted as part of the Annual Update.
- ACGME Case Log or patient numeric data were not submitted or were incomplete.
- The Accreditation Field Staff spent a significant amount of time during the site visit needing to make clarifications, corrections, and looking for missing information.

The ACGME created three brief videos available [here](#) to help with avoiding common errors in the data submitted to the ACGME:

- creating a block diagram (**NOTE:** some specialties require a specialty-specific block diagram, so programs must check ADS for instructions on whether the common block diagram instructions or specialty-specific instructions apply)
- responding to citations

- providing information on scholarly activity

ADS Annual Update

The ACGME will conduct an annual review of programs that achieve a status of Initial or Continued Accreditation and provide an accreditation decision. As part of this annual review, programs must complete the ADS Annual Update process each academic year between July and September. The exact date varies by specialty. The program director and program coordinator will receive a notification in ADS with a reminder to perform the required program ADS Annual Update and a deadline. Program directors are responsible for ensuring that all program information is updated in ADS, that the Annual Update is submitted by the program's due date, and that it is approved by the DIO.

Key data to be reviewed and updated during the ADS Annual Update

- **Program information**
 - program details
 - Common Program Requirements questions, clinical and educational work section, overall evaluations methods section, etc.
 - responses to current citations, if applicable
 - major changes and other program updates section
 - The sites tab and added, deleted, or updated information for each participating site
 - current block diagram, if applicable
- **Faculty information**
 - the program director's profile and CV, if applicable
 - all physician and non-physician faculty members' profiles and CVs (if applicable)
 - accuracy of all information and dates
 - number limitations for current professional activities, selected bibliography, review articles, chapters, and/or textbooks
 - removal of program director and faculty scholarly activities which occurred more than five years ago
 - For the physician and non-physician faculty rosters, accuracy of information, including board certification, identification of an individual as a core faculty member, and time spent in the program
 - Faculty scholarly activity for the previous academic year
- **Resident information**
 - resident profiles; identification of new residents to the program, confirmation or updating of PGY level, and identification of graduating residents
 - resident ultimate certification status for graduates from seven years prior.
 - resident scholarly activity for the previous academic year

ADS screenshot: program annual update checklist

When logging into ADS, on the Program Overview tab, the program director and/or program coordinator can see a checklist of all information that should be reviewed and updated during the Annual Update. (See accompanying screenshots which follow on the next page.)

Overview Program Faculty Residents Sites Surveys Milestones Case Logs Summary Uploads Reports

Annual Update Complete ▾

Date Required by: September 23, 2022
 Complete: Yes
 Completion Date: September 16, 2022
 DIO Approved: September 19, 2022

All required sections of the annual update are listed below and are available throughout the academic year by accessing the tabs at the top of the screen.

Program Information view >

- ✔ You must have a primary clinical site. view >
- ✔ Complete Covid-19 Pandemic Questions. view >
- ✔ Update the clinical experience and educational work section. view >
- ✔ Update responses for all current citations. view >
- ✔ Update the major changes section. view >
- ✔ Update the overall evaluation methods section. view >
- ✔ Update responses for common program requirement questions. view >
- ✔ Update program details. view >
- ✔ Update the sites tab for each participating site and review all requested information. view >
- ✔ Upload current block diagram. view >

Important Dates ▾

✔ **Annual Update Status:**
 Jul 18, 2022 - Sep 23, 2022
 DIO Approved: Sep 19, 2022

Self-Study Due Date:
 Postponed

10-Year Site Visit:
 Postponed

⚠ **Surveys:** Feb 13, 2023 - Apr 09, 2023

Overview Legend ▾

⚠ Missing Data

✔ Section Complete

Site Visit ▾

Current Citations

Journal of GME

Resident Information view >

- ✔ Confirm all unconfirmed residents and add new residents (if applicable). view >
- ✔ Update scholarly activity for each resident. view >
- ✔ Confirm ultimate certification status for graduates from 7 years ago. view >

Faculty Information view >

- ✔ Enter profile information for all physician and non-physician faculty and identify core faculty. view >
- ✔ Update scholarly activity for all physician and non-physician faculty members. view >
- ✔ Enter all required CV information for your program director. view >

Block diagrams

When completing an application for accreditation of a new program in ADS, instructions are provided for completing a block diagram. Subsequently, the block diagram may need to be updated during the ADS Annual Update to reflect changes in the program.

ADS screenshot: common block diagram instructions

Block Diagram Complete ▾

The last diagram that the ACGME has on file for your program is from August 10, 2021. You can view the file by clicking the uploaded file below, or you can upload a new PDF block diagram using the upload tool below.

[Instructions/Sample](#) >

Common Instructions: Provide a block diagram for each year of training in the program. The number of block rotation months should align with the list of participating sites in ADS. Specialty-specific instructions may also be available. If there are specialty-specific instructions available for your specialty, please click the *Specialty Instruction* link and follow the steps accordingly.

Osteopathic Recognition Instructions (if applicable): Update the block diagram to include where OPP is integrated into the curriculum. The block diagram should specifically identify where and when the following experiences are integrated, if applicable: osteopathic education/experience in the clinical setting, osteopathic clinic (either OMT clinic or integrated specialty clinic), and osteopathic didactics/labs. It may be best to indicate osteopathic experiences on the block diagram through the use of symbols and an associated legend. This will become the new block diagram for the program, so ensure that it continues to reflect the experience of all residents in the program, not just designated osteopathic residents. Programs are encouraged to utilize the [Block Diagram Guide for Osteopathic Recognition](#) when updating the program's Block Diagram to identify when and where osteopathic experiences occur in the curriculum.

ACGME Rural Track Program Instructions (if applicable): Refer to the [ACGME Rural Track Program designation web page](#) for instructions.

Uploaded File: [156482107020210810221555BlockDiagram.pdf](#)
Date Uploaded: August 10, 2021

📎 **Select a file to upload**

Allowed File Type(s): .pdf Max Size: 10 MB

ADS screenshot: specialty-specific block diagram instructions

Some Review Committees have created specialty-specific block diagrams and do not accept the common block diagram. For these specialties, the program will not see the sample block diagram in ADS, but rather a link to the specialty instructions on the ACGME specialty-specific web page.

Block Diagram Complete ▾

The last diagram that the ACGME has on file for your program is from July 18, 2021. You can view the file by clicking the uploaded file below, or you can upload a new PDF block diagram using the upload tool below.

[Specialty Instructions](#) >

Common Instructions: Provide a block diagram for each year of training in the program. The number of block rotation months should align with the list of participating sites in ADS. Specialty-specific instructions may also be available. If there are specialty-specific instructions available for your specialty, please click the *Specialty Instruction* link and follow the steps accordingly.

Osteopathic Recognition Instructions (if applicable): Update the block diagram to include where OPP is integrated into the curriculum. The block diagram should specifically identify where and when the following experiences are integrated, if applicable: osteopathic education/experience in the clinical setting, osteopathic clinic (either OMT clinic or integrated specialty clinic), and osteopathic didactics/labs. It may be best to indicate osteopathic experiences on the block diagram through the use of symbols and an associated legend. This will become the new block diagram for the program, so ensure that it continues to reflect the experience of all residents in the program, not just designated osteopathic residents. Programs are encouraged to utilize the [Block Diagram Guide for Osteopathic Recognition](#) when updating the program's Block Diagram to identify when and where osteopathic experiences occur in the curriculum.

ACGME Rural Track Program Instructions (if applicable): Refer to the [ACGME Rural Track Program designation web page](#) for instructions.

Uploaded File: [220482135620210718153125BlockDiagram.pdf](#)
Date Uploaded: July 18, 2021

📎 **Select a file to upload**

Allowed File Type(s): .pdf Max Size: 10 MB

Review Committees use block diagrams:

- to review rotation length(s);
- to get a summary of time spent at each participating site; and
- to get a summary of time spent on each rotation type

The block diagram must clearly illustrate the length of rotations in a program. Rotation length has educational implications since longer rotations provide more opportunities for the educators on that rotation to observe and assess the residents, providing more accurate evaluations and increased opportunities to provide feedback. Rotation length also has clinical implications in that short rotations increase the number of team turnovers. The block diagram also provides a summary of the types of clinical experiences and the time spent at each participating site. An accurate block diagram therefore illustrates how much *cumulative* time a resident spends in a particular clinical experience or subspecialty area at all of the participating sites used by the program.

Programs may use the block diagram:

- to ensure that Program Requirements are met (by documenting the participating site and the program year during which required experiences take place, the block diagram helps programs ensure that the Program Requirements are being met);
- to ensure that certifying board requirements are met (many certifying boards require that candidates fulfill certain chronological educational requirements);
- in recruitment of residents (an accurate and complete block diagram may provide potential applicants a quick yet detailed snapshot of what they can expect each year in the program); and
- when a program is contemplating or requesting a permanent increase of its resident complement (block diagrams for each of the years anticipated for the transition to the new full complement are extremely useful to—and required by—the Review Committee, allowing the program to ensure that each rotation and participating site will have an appropriate number of residents at any time during the transition).

NOTE: Rotation schedules for individual residents are important for use by the residents, faculty members, and other personnel involved in a program, but rotation schedules are NOT block diagrams, and are not required by the ACGME. A block diagram is not a depiction of the rotation schedule of an individual resident.

A block diagram:

- depicts the rotations assigned in each program year (a block diagram shows each of the rotations a resident will typically be assigned in each year of the program, the amount of time that a resident spends on each of these rotations, and the participating sites the rotations occur at);
- is flexible in defining rotation lengths (a block diagram can show rotations as short as one week or as long as several months) and
- provides other important information, such as
 - inpatient time on a rotation;
 - outpatient time on a rotation;
 - research time on a rotation; and
 - rotation(s) offering particular required experience(s).

Tips for completing the block diagram

- Show program name and number.
- Clearly identify each clinical site.
- Use participating site numbers from ADS.
- Clearly explain any abbreviations.
- Clearly explain any local jargon.
- Differentiate rotations with the same name.
- Identify rotations for key clinical experience.

COMMON PROGRAM REQUIREMENTS

2.6. Program Director Responsibilities

- 2.6.g. The program director must provide a learning and working environment in which residents have the opportunity to raise concerns, report mistreatment, and provide feedback in a confidential manner as appropriate, without fear of intimidation or retaliation. ^(Core)
- 2.6.h. The program director must ensure the program's compliance with the Sponsoring Institution's policies and procedures related to grievances and due process, including when action is taken to suspend or dismiss, or not to promote or renew the appointment of a resident. ^(Core)

Background and Intent: A program does not operate independently of its Sponsoring Institution. It is expected that the program director will be aware of the Sponsoring Institution's policies and procedures and will ensure they are followed by the program's leadership, faculty members, support personnel, and residents.

- 2.6.i. The program director must ensure the program's compliance with the Sponsoring Institution's policies and procedures on employment and non-discrimination. ^(Core)

GUIDANCE

2.6.g. Raising concerns, providing feedback, and submitting grievances

There must be both institutional and programmatic processes that support residents in raising concerns, reporting mistreatment, and providing feedback confidentially and without fear of retaliation. Residents should first attempt to address concerns within their programs. In some programs, chief residents, junior faculty members, or administrators facilitate communication between residents and program leaders by conveying residents' concerns and feedback in a confidential manner. Programs may solicit residents' concerns and feedback confidentially using program evaluations, rotation evaluations, class or program meetings, and other means.


If attempts to address concerns within the program are ineffective, residents must be able to raise concerns, report mistreatment, or provide feedback confidentially and without fear of retaliation through institutional mechanisms (see [Institutional Requirement 3.1.](#)), which may include specific, confidential reporting processes related to patient safety events, supervision concerns, or professionalism issues. Avenues to raise concerns and provide feedback outside of the program may involve the designated institutional official (DIO), other institutional officers, and/or groups, such as resident/fellow forums or the Graduate Medical Education Committee (GMEC).

As stated in [Institutional Requirement 4.5.](#): "The Sponsoring Institution must have a policy that outlines the procedures for submitting and processing resident/fellow grievances at the program and institutional level and that minimizes conflicts of interest." This requirement ensures there are formal processes through which residents can address concerns about their education or the clinical learning environment. Sponsoring Institutions and programs must manage conflicts of interest of individuals or groups who make decisions in grievance processes. Program directors should contact the DIO if they have questions about the Sponsoring Institution's or program's grievance procedures or policies.

For programs applying or re-applying for accreditation and accredited programs with a status of Initial Accreditation and Initial Accreditation with Warning, the ACGME includes the following question in the ADS Annual Update that programs must answer or update annually until they move to a Continued Accreditation status.

ADS screenshot: Common Program Requirements question regarding the process of reporting problems and concerns

Describe the process for residents/fellows to report problems and concerns at the program and sponsoring institution levels. The answer must include how the process ensures resident/fellow confidentiality, minimizes fear, investigates concerns, and, when appropriate, addresses such concerns.



The ACGME's Institutional Review Committee and/or the specialty Review Committees may investigate potential non-compliance with these requirements indicated by the results of the annual ACGME Resident/Fellow and/or Faculty Surveys or by complaints or concerns submitted to the ACGME.

2.6.h. Actions against residents and due process

(See related Common Program Requirement 5.1. on feedback and evaluation)

Each program must determine criteria for promotion and/or renewal of a resident's appointment. Sponsoring Institutions "must ensure that each [program] provides a resident/fellow with a written notice of intent when that resident's/fellow's agreement [of appointment] will not be renewed, when that resident/fellow will not be promoted to the next level of training, or when that resident/fellow will be dismissed." ([Institutional Requirement 4.4.a.](#))

There must be an institutional policy that provides due process to any resident who is suspended or dismissed from a program, who is not promoted to the next program year, or whose residency appointment will not be renewed. Questions about institutional policy should be directed to the Sponsoring Institution's DIO. Sponsoring Institutions and programs are not required to provide due process in the remediation of residents through probation, warning, or other locally defined disciplinary or academic actions that are not identified in the requirement.

It is common for program directors, coordinators, residents, fellows, faculty members, and DIOs to collaborate with their local human resources or legal departments, and/or with institutional officers/committees to ensure compliance with institutional policy related to actions against residents and the provision of due process.

2.6.i. Employment and discrimination

Laws and regulations concerning employment and discrimination include, but are not limited to, those for which enforcement is overseen by the [US Equal Employment Opportunity Commission](#). Other federal, state, and local laws and regulations may also apply. It is common for program directors, coordinators, residents, fellows, faculty members, and DIOs to collaborate with their local human resources or legal departments and/or with institutional officers/committees to ensure compliance with institutional policy related to employment and discrimination. Sponsoring Institutions must have policies and procedures, not necessarily GME-specific, prohibiting discrimination in employment and in the learning and working environment, consistent with all applicable laws and regulations ([Institutional Requirement 4.9.e.](#)).

COMMON PROGRAM REQUIREMENTS

2.6. Program Director Responsibilities

- 2.6.j. The program director must document verification of education for all residents within 30 days of completion of or departure from the program. ^(Core)
- 2.6.k. The program director must provide verification of an individual resident's education upon the resident's request, within 30 days. ^(Core)

Background and Intent: Primary verification of graduate medical education is important to credentialing of physicians for further training and practice. Such verification must be accurate and timely. Sponsoring Institution and program policies for record retention are important to facilitate timely documentation of residents who have previously completed the program. Residents who leave the program prior to completion also require timely documentation of their summative evaluation.

GUIDANCE

It is important to the resident, to the program itself, and to the Sponsoring Institution that resident education be verified in a timely manner for all residents completing or departing from the program. Such verification should be provided to residents upon their request, and to other entities as needed. The ACGME does not specify exactly what must be included in such verification, nor does it require that any particular format be used for such verification.

The Verification of Graduate Medical Education Training (VGMET) Form

Several organizations have collaborated to develop a [Verification of Graduate Medical Education Training \(VGMET\)](#) Form that programs can use or adapt to their needs. The VGMET Form was jointly developed by the American Hospital Association (AHA), the National Association Medical Staff Services (NAMSS), the Organization of Program Director Associations (OPDA), and the ACGME. It is designed to satisfy national credentialing standards, and to be completed once (and only once) by the program director, and then copied and reused in perpetuity.

Clarification

The VGMET Form was not designed or intended for applications for licensure or certification. For licensure purposes, use this [Federation Credentials Verification Service \(FCVS\) Form](#). The FCVS Form can be used if the physician is using FCVS or is seeking licensure independently.

There is no time limit on a program's obligation to continue providing verifications of residents' graduate medical education appointments. Programs are accountable for ensuring timely verifications for graduate medical education regardless of the location and control of the relevant program records. When making major program changes or transferring program sponsorship, program directors should work with the designated institutional official and others to ensure that they are able to continue fulfilling their responsibility for timely verifications.

When a program closes and will no longer be accredited by the ACGME, program directors may transfer responsibility for verifications to another party, such as the [Federation Credentials Verification Service \(FCVS\)](#) of the [Federation of State Medical Boards \(FSMB\)](#).

The verification of training should not be confused with the final evaluation described in the Common Program Requirements 5.2.a.-d., which must include the specific elements outlined in those requirements. Programs may use one form to meet both the requirement for verification of training and final evaluation, but they must ensure that the final evaluation includes the specific elements the ACGME requires.

Milestones information

The verification of training and education requirements *do not indicate* that programs should share residents' Milestones information with certifying bodies.

Milestones *can* and *should* be utilized in the determination by a program director that an individual resident has satisfactorily completed the program and is able to engage in autonomous practice of the specialty. (See Common Program Requirement 5.2.a.) However, a resident's attainment of a specific level on the Milestones *should not* be specified in the program director's verification of education or program completion. The Milestones were not designed or intended for use in such high-stakes applications for credentialing, certification, and licensure. The Milestones are designed as a formative judgment of progress at least twice a year.

Therefore, the ACGME actively discourages specification of Milestones achievement in verification of education or program completion.

Milestones Resources

Programs are encouraged to visit the [Milestones Resources](#) section of the ACGME website to review additional resources and tools.

COMMON PROGRAM REQUIREMENTS

2.6. Program Director Responsibilities

- 2.6.1. The program director must provide applicants who are offered an interview with information related to the applicant's eligibility for the relevant specialty board examination(s); ^(Core)**

[This requirement may be omitted at the discretion of the Review Committee]

GUIDANCE

While the transition to a single graduate medical education (GME) accreditation system that was outlined in the Memorandum of Understanding among the ACGME, American Osteopathic Association (AOA), and Association of American Colleges of Osteopathic Medicine (AACOM) ended June 30, 2020, *individuals* who entered AOA-approved programs may be affected by the transition for several years *after* 2020. Furthermore, the number of individuals completing ACGME-accredited programs who will be eligible to be certified by AOA boards has increased considerably. There are now many more permutations and combinations of educational pathways and board-determined eligibility standards that may be confusing to sort out. The following is an attempt to delineate some of those educational pathways and their effects on board eligibility.

NOTE: Eligibility to enter an ACGME-accredited program is under ACGME purview and is clearly delineated in the ACGME Institutional and Program Requirements. Eligibility for certification in a specialty or subspecialty is individually determined by more than 40 different American Board of Medical Specialties (ABMS) and AOA boards and can be changed at any time by any of those boards. Accordingly, the ACGME cannot provide accurate, up-to-date criteria for certification. It is the responsibility of the program director to ascertain and convey to each applicant the pertinent eligibility criteria in any given specialty or subspecialty.

The following general guidance applies:

1. For a resident who enters residency directly from medical school, assuming acceptance to and completion of the program, the individual should be eligible for specialty certification.
 - Allopathic and osteopathic physicians would be eligible for certification by an ABMS member board.
 - Osteopathic physicians would be eligible for certification by an AOA board. Allopathic physicians in an ACGME-accredited program with Osteopathic Recognition in a designated osteopathic position would be eligible for certification by an AOA board. Allopathic physicians in an ACGME-accredited osteopathic neuromusculoskeletal medicine program are also eligible for AOA board certification in neuromusculoskeletal medicine.
2. For a resident who transfers from one program that has been accredited by the ACGME throughout the resident's tenure to another ACGME-accredited program, assuming acceptance to and completion of the program, the individual should be eligible for specialty certification.
 - Allopathic and osteopathic physicians would be eligible for certification by an ABMS member board.
 - Osteopathic physicians would be eligible for certification by an AOA board. Allopathic physicians in an ACGME-accredited program with Osteopathic Recognition in a designated osteopathic position would be eligible for certification by an AOA board. Allopathic physicians in an ACGME-accredited osteopathic neuromusculoskeletal medicine program are also eligible for AOA board certification in neuromusculoskeletal medicine.
3. For a resident who transfers from an AOA-approved program to an ACGME-accredited program, assuming acceptance to and completion of the program, the individual should be eligible for specialty certification.

- The individual may be eligible for certification by an ABMS member board. The program director should check with the applicable ABMS member board to determine eligibility.
 - The individual may be eligible for certification by an AOA board. The program director should check with the applicable AOA specialty board to determine eligibility.
4. For a resident who transfers from a program that is currently accredited by the ACGME but that was AOA-approved when the resident entered the program, assuming acceptance to and completion of the program, the individual should be eligible for specialty certification.
- The individual may be eligible for certification by an ABMS member board. The program director should check with the applicable ABMS member board to determine eligibility.
 - The individual may be eligible for certification by an AOA board. The program director should check with the applicable AOA specialty board to determine eligibility.

Program directors **MUST** make this clear to all applicants, as required in Common Program Requirement 2.6.I.: “The program director must provide applicants who are offered an interview with information related to the applicant’s eligibility for the relevant specialty board examination(s).” This requirement is closely linked to Common Program Requirement 3.2. and we encourage you to review that section of the guide as well. A sample letter the program director can provide to applicants to comply with this requirement is provided on the following page.

SAMPLE LETTER
Eligibility for Board Certification to Applicants to the Program

Date:

To: Residency Applicants

Re: Eligibility for Board Certification

Dear:

As part of your application and interview for a potential residency position in our program, this letter is to notify you that this program is accredited by the Accreditation Council for Graduate Medical Education (ACGME) and that you meet the ACGME requirements for matriculation in our program.

Upon graduating from our program, most of our residency graduates seek board certification from the American Board of _____ or the American Osteopathic Board of _____. Board certification is a separate process from residency training and education and has additional requirements. Some board organizations require that you complete *all* of your education in an ACGME-accredited residency. If *part* of your residency education occurred in a non-ACGME-accredited program, even if it was approved by the American Osteopathic Association or accredited by the Royal College of Physicians and Surgeons of Canada, the College of Family Physicians of Canada, or ACGME International (ACGME-I) with Advanced Specialty Accreditation, there is a possibility that you may not be eligible for board certification upon completion of your education.

It is important that you contact the appropriate certifying board to understand your eligibility for board certification before you accept a position for residency (if offered) at our institution.

Please contact the American Board of _____ at (website URL) or American Osteopathic Board of _____ at (website).

I have read this letter and understand the requirements for board certification.

Applicant Name

Applicant Signature/Date

Program Director Name

Program Director Signature/Date

COMMON PROGRAM REQUIREMENTS

Faculty

Faculty members are a foundational element of graduate medical education – faculty members teach residents how to care for patients. Faculty members provide an important bridge allowing residents to grow and become practice-ready, ensuring that patients receive the highest quality of care. They are role models for future generations of physicians by demonstrating compassion, commitment to excellence in teaching and patient care, professionalism, and a dedication to lifelong learning. Faculty members experience the pride and joy of fostering the growth and development of future colleagues. The care they provide is enhanced by the opportunity to teach and model exemplary behavior. By employing a scholarly approach to patient care, faculty members, through the graduate medical education system, improve the health of the individual and the population.

Faculty members ensure that patients receive the level of care expected from a specialist in the field. They recognize and respond to the needs of the patients, residents, community, and institution. Faculty members provide appropriate levels of supervision to residents to promote patient safety. Faculty members create an effective learning environment by acting in a professional manner and attending to the well-being of the residents and themselves.

Background and Intent: “Faculty” refers to the entire teaching force responsible for educating residents. The term “faculty,” including “core faculty,” does not imply or require an academic appointment.

- 2.7. There must be a sufficient number of faculty members with competence to instruct and supervise all residents. ^(Core)

[The Review Committee may further specify]

- 2.8. Faculty Responsibilities
Faculty members must be role models of professionalism; ^(Core)

- 2.8.a. Faculty members must demonstrate commitment to the delivery of safe, equitable, high-quality, cost-effective, patient-centered care. ^(Core)

Background and Intent: Patients have the right to expect quality, cost-effective care with patient safety at its core. The foundation for meeting this expectation is formed during residency and fellowship. Faculty members model these goals and continually strive for improvement in care and cost, embracing a commitment to the patient and the community they serve.

- 2.8.b. Faculty members must demonstrate a strong interest in the education of residents including devoting sufficient time to the educational program to fulfill their supervisory and teaching responsibilities. ^(Core)

- 2.8.c. Faculty members must administer and maintain an educational environment conducive to educating residents; ^(Core)
- 2.8.d. Faculty members must regularly participate in organized clinical discussions, rounds, journal clubs, and conferences; and, ^(Core)
- 2.8.e. Faculty members must pursue faculty development designed to enhance their skills at least annually: ^(Core)

Background and Intent: Faculty development is intended to describe structured programming developed for the purpose of enhancing transference of knowledge, skill, and behavior from the educator to the learner. Faculty development may occur in a variety of configurations (lecture, workshop, etc.) using internal and/or external resources. Programming is typically needs-based (individual or group) and may be specific to the institution or the program. Faculty development programming is to be reported for the residency program faculty in the aggregate.

- 2.8.e.1. as educators and evaluators; ^(Detail)
- 2.8.e.2. in quality improvement, eliminating health inequities, and patient safety; ^(Detail)
- 2.8.e.3. in fostering their own and their residents' well-being; and, ^(Detail)
- 2.8.e.4. in patient care based on their practice-based learning and improvement efforts. ^(Detail)

Background and Intent: Practice-based learning serves as the foundation for the practice of medicine. Through a systematic analysis of one's practice and review of the literature, one is able to make adjustments that improve patient outcomes and care. Thoughtful consideration to practice-based analysis improves quality of care, as well as patient safety. This allows faculty members to serve as role models for residents in practice-based learning.

[The Review Committee may further specify additional faculty responsibilities]

GUIDANCE

Faculty

As a foundational element of graduate medical education, faculty members have numerous responsibilities in the education of residents. Selection of faculty members should be carefully considered to ensure they fulfill the stated requirements that follow. In addition to providing consistently high-quality patient care, faculty members must teach and supervise residents in the provision of equivalent high-quality care and allow graded supervision that enables residents to achieve readiness for autonomous practice at the end of their training and education. Non-clinical faculty members should be similarly capable in their areas of expertise. Faculty members should be effective in the provision of both formal and informal, written and oral feedback and participate in faculty development activities to enhance their teaching and evaluative skills. They should demonstrate a commitment to the education of residents and to the privilege of training the next generation of physicians.

The Background and Intent for this requirement clarifies that the term “Faculty” refers to the entire teaching force responsible for educating residents. The term “faculty,” including “core faculty,” does not imply or require an academic appointment.

2.7. Need for a sufficient number of faculty members

The requirement is intended to ensure that there are enough competent faculty members to teach and supervise residents at all participating sites. Participating sites cannot be selected solely based on the availability of a specific procedure or a unique patient care experience in the absence of faculty members with the interest, ability, and commitment to resident education.

[The Review Committee may further specify]

Programs should reference the [specialty-specific Program Requirements](#) to ensure they are compliant with the minimum number of faculty members and/ or faculty-to-resident ratio requirements of their particular specialty. Programs may also reference the [Number of Faculty document](#) available on the Institutional Application and Requirements page of the Institutional Review Committee section of the ACGME website.

2.8.-2.8.b. Faculty Members as role models of professionalism, commitment to delivery of safe, quality, cost-effective, patient-centered care

In addition to being role models, faculty members must also demonstrate a strong interest in the education of residents. Residents learned the most about professionalism from observing faculty member role models. (Brownell, A. Keith W., and Luc Côté. 2001. “Senior Residents’ Views on the Meaning of Professionalism and How They Learn about It.” *Academic Medicine* 76,(7): 734–37. <https://doi.org/10.1097/00001888-200107000-00019>.)

Faculty members must also have sufficient time to fulfill their responsibilities. Some faculty members may need defined protected time to fulfill their responsibilities, while other faculty members can supervise and teach within their defined assignments. Sufficient time for resident education is a shared responsibility of individual faculty members and the department or institution. Pressure for clinical productivity must not preclude sufficient time to teach and supervise residents in the program.

2.8.c. Faculty members as part of administration and maintenance of an educational environment conducive to educating residents

An educational environment includes more elements than the provision of patient care. An environment geared toward resident education allows time for questions and discussions which support evidence-based medical decision making. There should be appropriate discussions about the evidence-based references, pathophysiology, and rationale of clinical decisions to a sufficient degree to maintain an environment of continuous learning.

2.8.d. Faculty member participation in organized clinical discussion, rounds, journal clubs, and conferences

Formal didactic educational activities should include experienced faculty members who can provide commentary and clinical insights to augment the information being presented. *All* faculty members do not need to participate in *all* didactic activities. However, it is inappropriate for residents to consistently lead organized didactic experiences without a faculty presence.

2.8.e.-2.8.e.4. Faculty members pursuit of faculty development designed to enhance skills as an educator, quality improvement and patient safety, well-being, and patient care

Programs should ensure that there are opportunities for their faculty members to participate in professional development activities designed to optimize their skills. Faculty members should participate annually in faculty development activities in one or more of these four areas: as an educator, quality improvement and patient safety, fostering their own and their residents' well-being, and patient care based on their practice-based learning and improvement efforts. This does not preclude faculty development in other important areas such as clinical knowledge, leadership, team building, communications, and patient relationships.

The Background and Intent states that faculty development is intended to describe structured programming developed for the purpose of enhancing transference of knowledge, skill, and behavior from the educator to the learner. Faculty development may occur in a variety of configurations (lecture, workshop, etc.) using internal and/or external resources. Programming is typically needs based (individual or group) and may be specific to the institution or the program. Faculty development programming is to be reported for the residency program faculty in the aggregate.

[The Review Committee may further specify additional faculty responsibilities]

Review Committees may specify other requirements related to additional faculty responsibilities, so programs must review the specialty-specific Program Requirements:

1. Go to <https://www.acgme.org/specialties/>.
2. Select the applicable specialty.
3. Select "Program Requirements and FAQs and Applications" at the top of the specialty section.
4. Select the specialty Program Requirements currently in effect.

Questions about specialty-specific Program Requirements related to program director qualifications should be directed to specialty Review Committee staff.

COMMON PROGRAM REQUIREMENTS

2.9. Faculty Qualifications

Faculty members must have appropriate qualifications in their field and hold appropriate institutional appointments. ^(Core)

[The Review Committee may further specify]

2.10. Physician Faculty Members

Physician faculty members must have current certification in the specialty by the American Board of _____ or the American Osteopathic Board of _____, or possess qualifications judged acceptable to the Review Committee. ^(Core)

[The Review Committee may further specify additional qualifications and/or requirements regarding non-physician faculty members]

GUIDANCE

2.9. Faculty members must have appropriate qualifications in their field and hold appropriate institutional appointments.

Faculty may include physician and non-physician faculty. Faculty member qualifications include having specialty or subspecialty board certification, a license to practice, and appropriate institutional appointment. Additional qualifications include expertise in the field and skills as an educator. Faculty information is captured in the faculty profile and curriculum vitae (CV) in the Accreditation Data System (ADS). Programs should complete all required information when adding a new faculty member into ADS. It is also important to carefully review and update all the existing faculty member profile information if you are importing a faculty into your program.

ADS screenshots: faculty profile and CV

The screenshot shows the 'Edit Faculty' form in the Accreditation Data System (ADS). The form is titled 'Edit Faculty' and includes a 'Cancel' button. It is divided into several sections:

- General Information:**
 - Salutation: A dropdown menu with 'Dr.' selected.
 - First Name: A text input field.
 - Middle Initial: A text input field.
 - Last Name: A text input field.
 - Suffix: A dropdown menu with 'None' selected.
 - A button labeled 'Convert to Non-Physician' is located below the name fields.
- Degrees:**
 - A text input field containing 'MD' with a small 'x' icon to its left.
- Program Specific Title:**
 - A text input field containing 'Associate Professor'.
- Email address for communicating with ACGME:**
 - A text input field containing 'du'.
- National Provider ID:**
 - A text input field with a green checkmark icon to its right.
 - A link labeled 'Search National Provider ID >' is located below the field.
- Primary Institution:**
 - A dropdown menu.
- Date First Appointed Faculty Member in this program:**
 - A date input field containing '3/2/2020' with a calendar icon to its right.
- Date Left Program or Made Inactive:**
 - A date input field with a calendar icon to its right.
- Year Started Teaching in this Specialty (Critical care medicine (Internal medicine)):**
 - A dropdown menu containing '2010'.
- Year Started Teaching in Graduate Medical Education (GME):**
 - A dropdown menu containing '2010'.
- Is this faculty member core?:**
 - Radio buttons for 'Yes' and 'No', with 'Yes' selected.
- Is also Chair of Department?:**
 - Radio buttons for 'Yes' and 'No', with 'No' selected.

Medical School

Type of medical school:

Available Medical Schools:

Medical School Graduation Year:

Other School Name:

Faculty CV

Personal Information

Name:

Title:

Degrees:

Medical School:

Degree Date:

Graduate Medical Education

Program Name:

Specialty:

From:

To:

Licensures

State / Province:

Expiration:

Academic Appointments

Please list the past ten years of academic appointments, beginning with your current position.

Name:

From:

To:

Concise Summary of Role/Responsibilities in Program

Current Professional Activities / Committees

Please list up to ten activities and committees within the past five years.

Name:

From:

To:

Bibliographies

Please list the most representative Peer Reviewed Publications / Journal Articles from the last 5 years, with a limit of 10. ✕

Bibliography Text:
Edit ✕

Bibliography Text:
Edit ✕

Add PMID
Add Text

Articles

Please list selected review articles, chapters and/or textbooks from the past 5 years, with a limit of 10. Separate entries with a double line break. Do not leave blank. If none, please enter NONE. ✕

Edit

Participation in Local, Regional and National Activities / Presentations / Abstracts / Grants

Please list participation in local, regional and national activities/presentations from the past 5 years, with a limit of 10. Separate entries with a double line break. Do not leave blank. If none, please enter NONE. ✕

Edit

2.10 Physician faculty members must have current certification in the specialty by the ABMS or AOA, or possess qualifications judged acceptable to the Review Committee.

Some Review Committees will accept *only* certification in the appropriate specialty by an American Board of Medical Specialties (ABMS) member board or American Osteopathic Association (AOA) certifying board for the program director. Other Review Committees will accept other qualifications for the program director. Programs are encouraged to refer to the [specialty-specific Program Requirements](#) for more information on this requirement.

The ACGME automatically populates data received from the ABMS and the AOA for all faculty members on their individual ADS faculty profile page, where data are available. Physician faculty members' board certification data will be matched to the ABMS and AOA datasets based on National Provider Identifier (NPI) number, as well as name, date of birth, and medical school graduation year. Faculty members who are newly entered into ADS will have their certification information matched and populated within 24 hours.

Programs are only required to provide a manual entry for faculty members' specialty certification if:

- No ABMS/AOA board certification data is displayed in ADS or it is incorrect. In this case, a manual entry for "ABMS missing/inaccurate data" or "AOA missing/inaccurate data" should be added on the faculty's profile with a duration type, initial certification year, certification name, and an explanation for Review Committee consideration.
- The faculty member is not certified by the ABMS/AOA. Add a manual entry of "Not Board Certified" and an explanation.

- The faculty member is board eligible but has not yet achieved board certification. Add a manual entry of “Board eligible” and provide an explanation.
- The faculty member is certified by another certifying body. Some Review Committees allow other acceptable specialty qualifications and therefore a manual entry of “Other Certifying Body” can provide that information.

ADS screenshot: specialty certification – manual entries

Specialty Certification - Manual Entries

Only complete this section if the faculty member has additional certifications, is board eligible, is not certified or ABMS/AOA data above is inaccurate or missing.

Certification Type:
Duration Type:
Initial Year:

Certification Name:
Other Certification:

Explain Equivalent Qualifications for RC Consideration (or missing information):

Common issues related to the ABMS and AOA data not auto-populating on the faculty profile and in the faculty roster include:

- The NPI number in ADS is incorrect or does not match the NPI number in the ABMS/AOA dataset.
- A lag in when updated board certification data are received by the ACGME from the ABMS and AOA.

Non-physicians are often important contributors to programs and warrant appointment to the faculty. These individuals may bring specialized expertise in public health, patient safety, laboratory science, pharmacology, basic science, research, a specific procedural skill, or other important aspects of medicine. Non-physician educators may provide valuable contributions to the residents’ knowledge and skills. If the program director determines that the contribution of a non-physician individual is significant to the education of the residents, the program director may designate the individual as a faculty member or a core faculty member.

ADS screenshot: non-physician faculty qualifications

Area of Specialization

Area of Specialization: Post Graduate Medical Education Global Clinical Research Scholars Training

Is Certification available: Yes
Is this faculty certified: Yes
Name of Certifying Organization: Harvard Medical School
Name of Certification: Global Clinical Trials Scholar
Certification Status: Original
Year of Certification: 2020

If specialization/certification information provided above does not adequately describe faculty member's qualifications, clarify below: Her role is to be head of the Research Dept. with the Residents and Faculty - her expertise will bring great value to the Insight Residency Program in promoting and fostering research

[The Review Committee may further specify]

Review Committees may specify other requirements related to faculty qualifications, specialty certification and non-physician faculty, so programs must review the specialty-specific Program Requirements:

1. Go to <https://www.acgme.org/specialties/>.
2. Select the applicable specialty.
3. Select “Program Requirements and FAQs and Applications” at the top of the specialty section.
4. Select the specialty Program Requirements currently in effect.

Questions about specialty-specific Program Requirements related to faculty qualifications should be directed to specialty Review Committee staff.

COMMON PROGRAM REQUIREMENTS

2.11. Core Faculty

Core faculty members must have a significant role in the education and supervision of residents and must devote a significant portion of their entire effort to resident education and/or administration, and must, as a component of their activities, teach, evaluate, and provide formative feedback to residents. ^(Core)

Background and Intent: Core faculty members are critical to the success of resident education. They support the program leadership in developing, implementing, and assessing curriculum, mentoring residents, and assessing residents' progress toward achievement of competence in and the independent practice of the specialty. Core faculty members should be selected for their broad knowledge of and involvement in the program, permitting them to effectively evaluate the program. Core faculty members may also be selected for their specific expertise and unique contribution to the program. Core faculty members are engaged in a broad range of activities, which may vary across programs and specialties. Core faculty members provide clinical teaching and supervision of residents, and also participate in non-clinical activities related to resident education and program administration. Examples of these non-clinical activities include, but are not limited to, interviewing and selecting resident applicants, providing didactic instruction, mentoring residents, simulation exercises, completing the annual ACGME Faculty Survey, and participating on the program's Clinical Competency Committee, Program Evaluation Committee, and other GME committees.

2.11.a. Core faculty members must complete the annual ACGME Faculty Survey. ^(Core)

[The Review Committee must specify the minimum number of core faculty and/or the core faculty-resident ratio]

[The Review Committee may further specify either:

1. requirements regarding dedicated time and support for core faculty members' non-clinical responsibilities related to resident education and/or administration of the program, or
2. requirements regarding the role and responsibilities of core faculty members, inclusive of both clinical and non-clinical activities, and the corresponding time commitment required to meet those responsibilities.]

Background and Intent: If the Review Committee adds requirements as described in number (1) above, the Review Committee may choose to include background and intent as follows:

Background and Intent: Provision of support for the time required for the core faculty members' responsibilities related to resident education and/or administration of the program, as well as flexibility regarding how this support is provided, are important. Programs, in partnership with their Sponsoring Institutions, may provide support for

this time in a variety of ways. Examples of support may include, but are not limited to, salary support, supplemental compensation, educational value units, or relief of time from other professional duties.

It is important to remember that the dedicated time and support requirement is a minimum, recognizing that, depending on the unique needs of the program, additional support may be warranted. The need to ensure adequate resources, including adequate support and dedicated time for the core faculty members, is also addressed in Institutional Requirement 2.2.b. The amount of support and dedicated time needed for individual programs will vary based on a number of factors and may exceed the minimum specified in the applicable specialty-/subspecialty-specific Program Requirements.

If the Review Committee adds requirements as described in number (2) above, the following Background and Intent must be included:

Background and Intent: The core faculty time requirements address the role and responsibilities of core faculty members, inclusive of both clinical and nonclinical activities, and the corresponding time to meet those responsibilities. The requirements do not address how this is accomplished, and do not mandate dedicated or protected time for these activities. Programs, in partnership with their Sponsoring Institutions, will determine how compliance with the requirements is achieved.

[The Review Committee may specify requirements specific to associate program director(s)]

GUIDANCE

2.11. Core faculty

Core faculty members have responsibilities specific to the educational program. These individuals may be associate/assistant program directors, participating site directors, conference organizers, or subspecialty experts responsible for a segment of the curriculum. They may be members of the Program Evaluation Committee and/or Clinical Competency Committee, have expertise in medical education, or be health care professionals dedicated to the program who are developing into future educational leaders.

As the Background and Intent for this requirement states, “Core faculty members are critical to the success of resident education. They support the program leadership in developing, implementing, and assessing curriculum, mentoring residents, and assessing residents’ progress toward achievement of competence in and the independent practice of the specialty.”

2.11.a. Core faculty members must complete the ACGME Faculty Survey.

Core faculty members are expected to complete the annual ACGME Faculty Survey, which is one of the instruments used by specialty Review Committees to assess programs. Therefore, core faculty members should be selected for their broad knowledge of and involvement in the program, which provides them with the insight necessary to effectively evaluate the program.

[The Review Committee must specify the minimum number of core faculty and/or the core faculty-resident ratio]

Since Review Committees must specify the minimum number of core faculty members, programs must review the specialty-specific Program Requirements:

1. Go to <https://www.acgme.org/specialties/>.
2. Select the applicable specialty.
3. Select “Program Requirements and FAQs and Applications” at the top of the specialty section.
4. Select the specialty Program Requirements currently in effect.

It is the responsibility of the program director to determine which members of the faculty best meet the needs of the program and to designate those individuals as core faculty members in the Accreditation Data System (ADS). As stated in the Background and Intent for this requirement, “Core faculty members should be selected for their broad knowledge of and involvement in the program, permitting them to effectively evaluate the program. Core faculty members may also be selected for their specific expertise and unique contribution to the program. Core faculty members are engaged in a broad range of activities, which may vary across programs and specialties. Core faculty members provide clinical teaching and supervision of residents, and also participate in non-clinical activities related to resident education and program administration. Examples of these non-clinical activities include, but are not limited to, interviewing and selecting resident applicants, providing didactic instruction, mentoring residents, simulation exercises, completing the annual ACGME Faculty Survey, and participating on the program’s Clinical Competency Committee, Program Evaluation Committee, and other GME committees.”

ADS screenshots: designating core faculty members in ADS

1. Programs can designate individual faculty members as core/non-core.

How do I make a Faculty Member a Core/Non-Core Faculty?

To designate a faculty member as core/non-core through the faculty member's profile:

1. From the **Faculty** tab, click **View Roster**,
2. Find the faculty record and click **Edit**.
3. Under **Is this faculty member core?**, select "Yes" (core) or "No" (non-core)
4. Click **Save Faculty** to finalize change

2. Programs can designate multiple faculty members as core/non-core at the same time.

Manage Core Faculty Save

Instructions

Use the checkboxes below to choose faculty, then select **Core** or **Non-core** in the menu at the bottom of the list. Click **Save** to finalize this change. The Program Director will not be listed. Physician and Non-Physician faculty members can be core faculty. If the faculty member is not listed below, you can add or re-activate them on the Faculty tab.

<input type="checkbox"/>	Last Name	First Name	Degrees	Title	Physician/Non-Physician	Core/Non-Core
<input type="checkbox"/>	John	Elton	MBBS	Associate Professor	Physician	Core
<input type="checkbox"/>	Nelson	P. R.	DO	Professor	Physician	Core
<input type="checkbox"/>	PD	Test	MD	Program Director	Physician	Core
<input type="checkbox"/>	Stark	Tony	MPH	Research Faculty	Non-Physician	Non-Core

Core/Non-Core

[The Review Committee may further specify requirements regarding dedicated time and support for or the role and responsibilities of core faculty members]

The [Core Faculty Dedicated Time](#) summary document included on the ACGME website provides a snapshot of the core faculty dedicated time and support across all ACGME-accredited specialties.

ADS Screenshot: program resources – percent of FTE support – core faculty (if applicable)

As part of a new a program application as well as the ADS Annual Update process, programs must provide the percent of FTE support allocated to the core faculty, if applicable for their specialty.

In aggregate, what percent of FTE support is allocated to core faculty members for time dedicated to educational and administrative responsibilities that do not involve direct patient care?

Use the text box below to provide individual core faculty member dedicated FTE.

[The Review Committee may specify requirements specific to assistant/associate program director(s)]

Programs should consult the [specialty-specific Program Requirements](#) for further specification.

ADS screenshot: program resources – percent of FTE support – associate program director(s) (if applicable)

As part of a new program application, as well as the ADS Annual Update process, programs must provide the percent of FTE support allocated to assistant/associate program director(s), if applicable for their specialty.

In aggregate, what percent of FTE support is allocated to the associate program director(s) for non-clinical time devoted to the administration of the program? If not applicable, enter "0" in the response.

If you have more than one associate program director, use the text box below to further explain.

COMMON PROGRAM REQUIREMENTS

2.12. Program Coordinator

There must be a program coordinator. ^(Core)

- 2.12.a. The program coordinator must be provided with dedicated time and support adequate for administration of the program based upon its size and configuration. ^(Core)

[The Review Committee must further specify minimum dedicated time for the program coordinator.]

Background and Intent: The requirement does not address the source of funding required to provide the specified salary support.

Each program requires a lead administrative person, frequently referred to as a program coordinator, administrator, or as otherwise titled by the institution. This person will frequently manage the day-to-day operations of the program and serve as an important liaison and facilitator between the learners, faculty and other staff members, and the ACGME. Individuals serving in this role are recognized as program coordinators by the ACGME.

The program coordinator is a key member of the leadership team and is critical to the success of the program. As such, the program coordinator must possess skills in leadership and personnel management appropriate to the complexity of the program. Program coordinators are expected to develop in-depth knowledge of the ACGME and Program Requirements, including policies and procedures. Program coordinators assist the program director in meeting accreditation requirements, educational programming, and support of residents.

Programs, in partnership with their Sponsoring Institutions, should encourage the professional development of their program coordinators and avail them of opportunities for both professional and personal growth. Programs with fewer residents may not require a full-time coordinator; one coordinator may support more than one program.

The minimum required dedicated time and support specified in 2.12.b is inclusive of activities directly related to administration of the accredited program. It is understood that coordinators often have additional responsibilities, beyond those directly related to program administration, including, but not limited to, departmental administrative responsibilities, medical school clerkships, planning lectures that are not solely intended for the accredited program, and mandatory reporting for entities other than the ACGME. Assignment of these other responsibilities will necessitate consideration of allocation of additional support so as not to preclude the coordinator from devoting the time specified above solely to administrative activities that support the accredited program.

In addition, it is important to remember that the dedicated time and support requirement for ACGME activities is a minimum, recognizing that, depending on the

unique needs of the program, additional support may be warranted. The need to ensure adequate resources, including adequate support and dedicated time for the program coordinator, is also addressed in Institutional Requirement 2.2.b. The amount of support and dedicated time needed for individual programs will vary based on a number of factors and may exceed the minimum specified in the applicable specialty/subspecialty-specific Program Requirements. It is expected that the Sponsoring Institution, in partnership with its accredited programs, will ensure support for program coordinators to fulfill their program responsibilities effectively.

2.13. Other Program Personnel

The program, in partnership with its Sponsoring Institution, must jointly ensure the availability of necessary personnel for the effective administration of the program. ^(Core)

[The Review Committee may further specify]

Background and Intent: Multiple personnel may be required to effectively administer a program. These may include staff members with clerical skills, project managers, education experts, and staff members to maintain electronic communication for the program. These personnel may support more than one program in more than one discipline.

GUIDANCE

2.12. Program coordinator

Common Program Requirement 2.12. specifies that each program must have a program coordinator. Requirement 2.12.a. further specifies that the program coordinator must be provided with dedicated time and support adequate for administration of the program based upon its size and configuration.

[The Review Committee must further specify minimum dedicated time for the program coordinator.]

Since Review Committees must specify minimum dedicated time for the program coordinator, programs must review the specialty-specific Program Requirements:

1. Go to <https://www.acgme.org/specialties/>.
2. Select the applicable specialty.
3. Select “Program Requirements and FAQs and Applications” at the top of the specialty section.
4. Select the specialty Program Requirements currently in effect.

The [Coordinator Dedicated Time](#) summary document included as an institutional resource also provides a snapshot of the program coordinator dedicated time and support across all ACGME-accredited specialties.

The Background and Intent for Common Program Requirement 2.12. explains that “each program requires a lead administrative person, frequently referred to as a program coordinator, administrator, or as otherwise titled by the institution. This person will frequently manage the day-to-day operations of the program and serve as an important liaison and facilitator between the learners, faculty and other staff members, and the ACGME. Individuals serving in this role are recognized as program coordinators by the ACGME.” In that same section, the ACGME also recognizes that “the program coordinator is a key member of the leadership team and is critical to the success of the program. As such, the program coordinator must possess skills in leadership and personnel management appropriate to the complexity of the program. Program coordinators are expected to develop in-depth knowledge of the ACGME and Program Requirements, including policies and procedures. Program coordinators assist the program director in meeting accreditation requirements, educational programming, and support of residents.”

Other important considerations described in the Background and Intent for this requirement include the following:

- The source of funding for the specified salary support is not addressed.
- Programs, in partnership with their Sponsoring Institutions, should encourage the professional development of their program coordinators.
- Programs with fewer residents may not require a full-time coordinator; one coordinator may support more than one program so long as the individual’s total dedicated time across programs does not exceed 100 percent FTE.
- The minimum required dedicated time and support specified in Common Program Requirement 2.12.b. is inclusive of activities directly related to administration of the accredited program.
- Assignment of other responsibilities beyond those directly related to program administration will necessitate consideration of allocation of additional support.

- The dedicated time and support requirement for ACGME activities is a minimum, recognizing that, depending on the unique needs of the program, additional support may be warranted.

The ACGME monitors compliance with requirements in section 2.12. in various ways, including:

- questions answered by program leadership as part of an application or during the Accreditation Data System (ADS) Annual Update; and
- questions asked by Accreditation Field Staff during site visits of the program at various stages of accreditation.

ADS screenshot: program resources – percent of FTE support – program coordinators

As part of a new program application as well as the ADS Annual Update process, programs must provide the percent of FTE support allocated to the program coordinator(s).

In aggregate, what percent of FTE support is allocated to the program coordinator(s) for time devoted to the administration of this program?

2.13. Other program personnel

[The Review Committee may further specify]

Programs should review the [specialty-specific Program Requirements](#) for further specification, if applicable.

The Background and Intent for this requirement explains that in addition to program coordinators, there may be others needed to help in the administration of a program. These individuals may include project managers, experts in education and/or communication, and those with clerical skills. These individuals may provide support for more than one program in more than one specialty.

COMMON PROGRAM REQUIREMENTS

Section 3: Resident Appointments

- 3.1. Residents must not be required to sign a non-competition guarantee or restrictive covenant. ^(Core)
- 3.2. Eligibility Requirements
An applicant must meet one of the following qualifications to be eligible for appointment to an ACGME-accredited program: ^(Core)
- 3.2.a. graduation from a medical school in the United States or Canada, accredited by the Liaison Committee on Medical Education (LCME) or graduation from a college of osteopathic medicine in the United States, accredited by the American Osteopathic Association Commission on Osteopathic College Accreditation (AOACOCA); or, ^(Core)
- 3.2.b. graduation from a medical school outside of the United States or Canada, and meeting one of the following additional qualifications: ^(Core)
- holding a currently valid certificate from the Educational Commission for Foreign Medical Graduates (ECFMG) prior to appointment; or, ^(Core)
 - holding a full and unrestricted license to practice medicine in the United States licensing jurisdiction in which the ACGME-accredited program is located. ^(Core)
- 3.3. All prerequisite post-graduate clinical education required for initial entry or transfer into ACGME-accredited residency programs must be completed in ACGME-accredited residency programs, AOA approved residency programs, Royal College of Physicians and Surgeons of Canada (RCPSC)-accredited or College of Family Physicians of Canada (CFPC)-accredited residency programs located in Canada, or in residency programs with ACGME International (ACGME-I) Advanced Specialty Accreditation. ^(Core)
- 3.3.a. Residency programs must receive verification of each resident's level of competency in the required clinical field using ACGME, CanMEDS, or ACGME-I Milestones evaluations from the prior training program upon matriculation. ^(Core)

Background and Intent: Programs with ACGME-I Foundational Accreditation or from institutions with ACGME-I accreditation do not qualify unless the program has also achieved ACGME-I Advanced Specialty Accreditation. To ensure entrants into ACGME-accredited programs from ACGME-I programs have attained the prerequisite milestones for this training, they must be from programs that have ACGME-I Advanced Specialty Accreditation.

[The Review Committee may further specify prerequisite postgraduate clinical education]

3.3.b. Resident Eligibility Exception

The Review Committee for _____ will allow the following exception to the resident eligibility requirements: ^(Core)

[Note: A Review Committee may permit the eligibility exception if the specialty requires completion of a prerequisite residency program prior to admission. If the specialty-specific Program Requirements define multiple program formats, the Review Committee may permit the exception only for the format(s) that require completion of a prerequisite residency program prior to admission. If this language is not applicable, this section will not appear in the specialty-specific requirements.]

3.3.b.1. An ACGME-accredited residency program may accept an exceptionally qualified international graduate applicant who does not satisfy the eligibility requirements listed in III.A.1. - II.A.2., but who does meet all of the following additional qualifications and conditions: ^(Core)

3.3.b.1.a. evaluation by the program director and residency selection committee of the applicant's suitability to enter the program, based on prior training and review of the summative evaluations of this training; and, ^(Core)

3.3.b.1.b. review and approval of the applicant's exceptional qualifications by the GMEC; and, ^(Core)

3.3.b.1.c. verification of Educational Commission for Foreign Medical Graduates (ECFMG) certification. ^(Core)

3.3.b.2. Applicants accepted through this exception must have an evaluation of their performance by the Clinical Competency Committee within 12 weeks of matriculation. ^(Core)

GUIDANCE

In addition to the Common Program Requirements related to resident eligibility requirements, program directors must comply with the policies and procedures of the Sponsoring Institution and the ACGME Institutional Requirements for resident appointment. See [Institutional Requirements](#) 4.2. and 4.2.a. for additional information.

3.1. Non-competition guarantees and restrictive covenants

Sponsoring Institutions and programs must not require residents to enter into restrictive covenants or non-competition guarantees. (See [Institutional Requirement 4.13.](#)) The participation of residents in graduate medical education must not be contingent upon such contractual provisions, which may limit residents' professional options after completing their programs.

3.2. Eligibility Requirements

The following links provide helpful information about residency eligibility requirements:

- *United States Doctor of Medicine (MD) graduates* – [Liaison Committee on Medical Education \(LCME\)](#)
- *United States Doctor of Osteopathic Medicine (DO) graduates* – [American Osteopathic Association \(AOA\) Commission on Osteopathic College Accreditation \(AOA-COCA\)](#)
- *Canada jointly with LCME Doctor of Medicine (MD) graduates* – [Committee on Accreditation of Canadian Medical Schools \(CACMS\)](#)

Residents who completed an AOA-approved program that became ACGME accredited during the transition to a single graduate medical education (GME) accreditation system may be eligible for American Board of Medical Specialties (ABMS) and/or AOA board certification.

While program accreditation is under the purview of the ACGME, individual board certification is under the jurisdiction of the individual certifying boards. For individual specialty board qualifying information, program directors and residents must communicate with the applicable certifying board.

ADS screenshots: resident eligibility requirements

The ACGME collects information on each resident during the Accreditation Data System (ADS) Annual Update process when programs input new residents into ADS and update their resident roster. Information collected includes the type of medical school the resident graduated from, the graduation date, and the Educational Commission for Foreign Medical Graduates (ECFMG) certificate where applicable. (See accompanying screenshots which follow on the next pages.)

[< Back To Resident/Fellows](#)

Resident Detail - 1

1. Resident Information

First Name: **Middle Initial:** **Last Name:** **Suffix:**

Social Security Number: **Date of Birth:** **National Provider ID:**

[Search National Provider ID >](#)

Type of medical school from which this resident graduated:

Available Medical Schools:

Month/Year Degree Received: **USMLE ID (Optional):**

2. Resident Status

Current Status:

3. Resident Details

Type of Position: **Year In Program:**

Email Address:

Personal Email address (for ADS access post-graduation):

3.3. Prerequisite post-graduate clinical education required for initial entry or transfer into ACGME-accredited residency programs

Prerequisite post-graduate clinical education must be obtained in the following types of programs:

- ACGME-accredited residency programs
- AOA-approved residency programs
- Royal College of Physicians and Surgeons of Canada (RCPSC)-accredited or College of Family Physicians of Canada (CFPC)-accredited residency programs located in Canada
- Residency programs with ACGME International (ACGME-I) Advanced Specialty Accreditation

3.3.a. Verification of competence using Milestones evaluations in the required clinical field

To verify the competence of each matriculating resident, all prerequisite post-graduate clinical education required for initial entry or transfer into ACGME-accredited residency programs must be verified by the program director using Milestones evaluations. Any one of the following three evaluation tools may be used:

- ACGME Milestones evaluations
- ACGME-I Milestones evaluations
- CanMEDS Milestones evaluations

ADS screenshot: retrieving Milestones reports from a previous residency program

Once a transfer resident is entered in ADS and starts in a new residency program, program leadership can retrieve the Milestones report for that resident from the previous program by following these steps:

1. Log into ADS.
2. Go to the Reports tab.
3. Select “Residency Milestones Retrieval” in the Reports section.
4. Select the academic year to view a list of current residents and, if available, the last Milestone evaluation form completed by their most recent accredited core residency program.
5. Select the “Summary Report” button for that particular resident.

NOTE: A report may be unavailable if the previous program has not updated that resident's record in ADS or if the previous training and education could not be matched when entered on your roster (based on name, date of birth, social security number, medical school, or some combination of those elements). The resident may also have completed core residency training and education in a program not accredited by the ACGME or completed training and education prior to Milestones implementation. For residents that do not have a Milestone report on record, contact the previous specialty program director to obtain the summative report or email ADS@acgme.org with questions. (See accompanying screenshot which follows on the next page.)

Residency Milestone Retrieval

Instructions

Select an Academic Year to view a list of current residents/fellows and, if available, the last Milestone evaluation form completed by their most recent accredited core residency training program.

A report may be unavailable if the previous training program has not updated that resident's record in ADS or if the previous training could not be matched when entered on your roster (based on Name, DOB, SSN, Medical School, or some combination of those elements). The resident may also have completed core residency training in a program not accredited by the ACGME or completed training prior to Milestones implementation.

For those residents below that do not have a milestone report on record, contact the specialty program director to obtain the summative report or email ADS@acgme.org with questions.

Academic Year
 2023-2024

Filter Results

Resident	Previous Program	Specialty	Completed Date	Most Recent Evaluation
A*		Internal medicine	Jun 30, 2021	2020-2021 Year-End ...
		Internal medicine	Jun 30, 2023	2022-2023 Year-End ...
		Internal medicine	Jun 30, 2023	2022-2023 Year-End ...
		Internal medicine	Jun 30, 2021	2020-2021 Year-End ...
		Internal medicine	Jun 23, 2022	2021-2022 Year-End ...
		Internal medicine	Jun 30, 2022	2021-2022 Year-End ...
		Internal medicine	Jun 30, 2022	2021-2022 Year-End ...
		Internal medicine	Jun 21, 2021	2020-2021 Year-End ...
		Internal medicine	Jun 30, 2023	2022-2023 Year-End ...
		Internal medicine	Jun 30, 2022	2021-2022 Year-End ...
		Internal medicine	Jun 30, 2013	Report Unavailable
		Internal medicine	Jun 21, 2020	2019-2020 Year-End ...

Showing 1 to 12 of 12 entries

[The Review Committee may further specify prerequisite postgraduate clinical education]

Since Review Committees may specify other requirements related to prerequisite postgraduate clinical education, programs must review the specialty-specific Program Requirements:

1. Go to <https://www.acgme.org/specialties/>.
2. Select the applicable specialty.
3. Select “Program Requirements and FAQs and Applications” at the top of the specialty section.
4. Select the specialty Program Requirements currently in effect.

Questions about specialty-specific Program Requirements should be directed to specialty Review Committee staff.

Common Program Requirement 3.3.b. describes exceptions to the general requirement in Common Program Requirement 3.3. It applies only to an individual who has graduated from a residency in the same specialty. Residents should expect to enter at the PGY-1 level, but if they

are performing at a higher level that can be demonstrated through the [Milestone evaluation](#), they can be advanced to the PGY-2 level.

3.3.b. Resident eligibility exception

The Review Committee for _____ will allow the following exception to the resident eligibility requirements: ^(Core)

[NOTE: A Review Committee may permit the eligibility exception if the specialty requires completion of a prerequisite residency program prior to admission. If this language is not applicable, this section will not appear in the specialty-specific requirements.]

Some specialties will allow exceptions to resident eligibility requirements. Review the information in the document [ACGME Review Committee Eligibility Decisions](#) or refer to the specialty-specific Program Requirements. Review Committees that allow exceptions require completion of a prerequisite residency program prior to admission. Programs can also access the [Common Program Requirements FAQs](#) for additional information on resident eligibility.

See the table below for information on eligibility for specialty certification by [ABMS](#) member boards and [AOA](#) member boards during and following the transition period to a single GME accreditation system based on training and program accreditation status. Refer to the [ABMS](#) and [AOA](#) websites for most current information.

The AOA provides a pathway for osteopathic physicians (whether they were educated in AOA-approved or ACGME-accredited programs) to sit for AOA board examinations in the areas the AOA certifies. Allopathic physicians who complete an ACGME-accredited program with Osteopathic Recognition in a designated osteopathic position are also eligible for AOA board certification. Allopathic physicians who complete an ACGME-accredited osteopathic neuromusculoskeletal medicine program are eligible for AOA board certification in neuromusculoskeletal medicine. For AOA programs that achieved ACGME accreditation during the transition, all osteopathic residents in the program at the time it achieved ACGME accreditation will receive AOA approval following completion of the program, which will satisfy the AOA board eligibility requirements.

	ABMS Board Certification Requirements	AOA Board Certification Requirements
Specialty	ABMS Member Board and Training and Program Accreditation Status	AOA Member Board and Training Eligibility Criteria for Specialty Certification
Allergy and Immunology	American Board of Allergy and Immunology (ABAI) Two full years in an ACGME-accredited allergy and immunology program AND must be eligible to take the certifying examination for either the American Board of Internal Medicine or the American Board of Pediatrics. In 2016, the	Allergy and Immunology - Joint Examination Completed an AOA-approved or ACGME-accredited program

	ABMS Board Certification Requirements	AOA Board Certification Requirements
Specialty	ABMS Member Board and Training and Program Accreditation Status	AOA Member Board and Training Eligibility Criteria for Specialty Certification
	ACGME approved allergy and immunology programs accredited by the American Osteopathic Association to be approved for dual accreditation. Graduates of a dually accredited program are now eligible to apply for admission to the ABAI Certification Examination in Allergy and Immunology. Therefore, candidates with one year of training in an AOA-accredited program and one year of training in an ACGME-accredited program may be considered for admission to the allergy and immunology examination. Candidates who submit appropriate documentation will be reviewed by the ABAI Ethics and Professionalism Committee to ensure their training meets the requirements for admission to the examination.	
Anesthesiology	American Board of Anesthesiology (ABA) All three years of clinical anesthesia (CA 1-3) training must occur in programs that are accredited by the ACGME for the entire period of training. All physicians who graduate from an AOA-approved anesthesiology residency program on or after the date the program receives full ACGME accreditation will receive ABA credit for the CA 1-3 years of satisfactory training in the newly accredited program.	American Osteopathic Board of Anesthesiology Completed an AOA-approved or ACGME-accredited program
Colon and Rectal Surgery	American Board of Colon and Rectal Surgery Not applicable. There are no AOA-approved programs.	N/A
Dermatology	American Board of Dermatology Program must achieve ACGME accreditation prior to completion.	American Osteopathic Board of Dermatology

	ABMS Board Certification Requirements	AOA Board Certification Requirements
Specialty	ABMS Member Board and Training and Program Accreditation Status	AOA Member Board and Training Eligibility Criteria for Specialty Certification
		Completed an AOA-approved or ACGME-accredited program
Emergency Medicine	American Board of Emergency Medicine Program must achieve ACGME accreditation prior to completion.	American Osteopathic Board of Emergency Medicine Completed an AOA-approved or ACGME-accredited program
Family Medicine	American Board of Family Medicine (ABFM) A time-limited exemption during the transition period will be offered to allow osteopathic family physicians who have completed three years of an AOA-approved family medicine residency program to be eligible for ABFM specialty certification.	American Osteopathic Board of Family Physicians Completed an AOA-approved or ACGME-accredited program
Internal Medicine	American Board of Internal Medicine (ABIM) Program must achieve ACGME accreditation prior to resident's completion of the program. In addition, the program director must be certified by ABIM, or other ABMS member board if applicable, by the completion of the transition period (2016-2023) to a single GME accreditation system in order to attest to ABIM initial eligibility criteria. Beginning in 2024, only graduates of programs with program directors certified by ABIM, or other ABMS board if applicable, will be eligible for certification by ABIM.	American Osteopathic Board of Internal Medicine Completed an AOA-approved or ACGME-accredited program
Medical Genetics and Genomics	American Board of Medical Genetics and Genomics There are no AOA-approved residency programs in medical genetics and genomics. A minimum of one year of GME training in either an ACGME-accredited program or a program in the ACGME pre-accreditation phase	N/A

	ABMS Board Certification Requirements	AOA Board Certification Requirements
Specialty	ABMS Member Board and Training and Program Accreditation Status	AOA Member Board and Training Eligibility Criteria for Specialty Certification
	with 12 months of direct patient care is required prior to beginning the medical genetics and genomics residency.	
Neuromusculoskeletal Medicine	N/A	American Osteopathic Board of Neuromusculoskeletal Medicine Completed an AOA-approved or ACGME-accredited program
Neurological Surgery	American Board of Neurological Surgery (ABNS) Neurological surgery training is 84 months in total. There are 54 months of "core" neurological surgery training which must be completed in an ACGME-accredited program. For the 30 months of research or elective time, there is flexibility depending upon the quality of the clinical or research experience. It is not necessary for this experience to be in an ACGME-accredited program. However, written approval from the ABNS is required for any off-site elective experiences. The ABNS works collaboratively with the ACGME when questions arise to ensure high-quality training and education.	American Osteopathic Board of Surgery: Neurological Surgery Completed an AOA-approved or ACGME-accredited program
Nuclear Medicine	American Board of Nuclear Medicine Not applicable. There are no AOA-approved nuclear medicine programs.	American Osteopathic Board of Nuclear Medicine Completed an AOA-approved or ACGME-accredited program
Obstetrics and Gynecology	American Board of Obstetrics and Gynecology Program must have achieved ACGME accreditation prior to completion.	American Osteopathic Board of Obstetrics and Gynecology Completed an AOA-approved or ACGME-accredited program

	ABMS Board Certification Requirements	AOA Board Certification Requirements
Specialty	ABMS Member Board and Training and Program Accreditation Status	AOA Member Board and Training Eligibility Criteria for Specialty Certification
Ophthalmology	American Board of Ophthalmology All training must be in an ACGME-accredited program.	American Osteopathic Board of Ophthalmology and Otolaryngology Completed an AOA-approved or ACGME-accredited program
Orthopaedic Surgery	American Board of Orthopaedic Surgery All training must be in an ACGME-accredited program.	American Osteopathic Board of Orthopedic Surgery Completed an AOA-approved or ACGME-accredited program
Otolaryngology – Head and Neck Surgery	American Board of Otolaryngology – Head and Neck Surgery (ABOHNS) All training must be in an ACGME-accredited program. Based on the timing of AOA-approved residencies transitioning to ACGME accreditation, ABOHNS started seeing some applicants from the traditional AOA-approved residencies in 2021. This transition will be completed with all residents in newly ACGME-accredited residency programs by 2025.	American Osteopathic Board of Ophthalmology and Otolaryngology Completed an AOA-approved or ACGME-accredited program
Pathology	American Board of Pathology Not applicable. There are no AOA-approved programs in pathology.	American Osteopathic Board of Pathology Completed an AOA-approved or ACGME-accredited program
Pediatrics	American Board of Pediatrics All residency training must be completed in an ACGME- or RCPSC-accredited program.	American Osteopathic Board of Pediatrics Completed an AOA-approved or ACGME-accredited program
Physical Medicine and Rehabilitation	American Board of Physical Medicine and Rehabilitation (ABPMR) Through June 30, 2020, the ABPMR will recognize AOA-approved training as acceptable toward PGY-1-level physical	American Osteopathic Board of Physical Medicine and Rehabilitation

	ABMS Board Certification Requirements	AOA Board Certification Requirements
Specialty	ABMS Member Board and Training and Program Accreditation Status	AOA Member Board and Training Eligibility Criteria for Specialty Certification
	medicine and rehabilitation residency training. Due to the impact of the transition to a single GME accreditation system, the ABPMR will recognize physicians who completed at least 36 months of AOA-approved physical medicine and rehabilitation training as eligible for certification in circumstances where ACGME accreditation was granted by the time of program completion. Program completion must have occurred July 1, 2015, and forward to coincide with the transition to a single GME accreditation system.	Completed an AOA-approved or ACGME-accredited program
Plastic Surgery	American Board of Plastic Surgery All training must be in an ACGME-accredited program.	American Osteopathic Board of Surgery: Plastic and Reconstructive Surgery Completed an AOA-approved or ACGME-accredited program
Preventive Medicine	American Board of Preventive Medicine PGY-1 year can take place in an AOA-approved program. Years 2 and 3 must be in an ACGME-accredited program.	American Osteopathic Board of Preventive Medicine Completed an AOA-approved or ACGME-accredited program
Psychiatry and Neurology	American Board of Psychiatry and Neurology Program must achieve ACGME accreditation prior to completion.	American Osteopathic Board of Neurology and Psychiatry Completed an AOA-approved or ACGME-accredited program
Radiology	American Board of Radiology All residency training must be completed in an ACGME- or RCPSC-accredited program.	American Osteopathic Board of Radiology Completed an AOA-approved or ACGME-accredited program
Surgery	American Board of Surgery The final three years of the basic five-year surgery residency must be in an ACGME-accredited program.	American Osteopathic Board of Surgery Completed an AOA-approved or ACGME-accredited program

	ABMS Board Certification Requirements	AOA Board Certification Requirements
Specialty	ABMS Member Board and Training and Program Accreditation Status	AOA Member Board and Training Eligibility Criteria for Specialty Certification
Thoracic Surgery	<p>American Board of Thoracic Surgery The last three years of a surgical residency (PGY 3-5) must be completed in an ACGME-accredited program followed by completion of an ACGME-accredited thoracic surgical residency.</p>	<p>American Osteopathic Board of Surgery: Thoracic and Cardiovascular Surgery Completed an AOA-approved or ACGME-accredited program</p>
Urology	<p>American Board of Urology All training must be in an ACGME- or RCPSC-accredited program.</p>	<p>American Osteopathic Board of Surgery: Urological Surgery Completed an AOA-approved or ACGME-accredited program</p>

COMMON PROGRAM REQUIREMENTS

Section 3: Resident Appointments

3.4. Resident Complement

The program director must not appoint more residents than approved by the Review Committee. ^(Core)

[The Review Committee may further specify minimum complement numbers]

Background and Intent: Programs are required to request approval of all complement changes, whether temporary or permanent, by the Review Committee through ADS. Permanent increases require prior approval from the Review Committee and temporary increases may also require approval. Specialty-specific instructions for requesting a complement increase are found in the “Documents and Resources” page of the applicable specialty section of the ACGME website.

GUIDANCE

3.4. Resident complement

Review Committees approve resident complement for a program at the time of an application and the program director must not appoint more residents than approved by the Review Committee. Some Review Committees approve complement by total while others approve complement by both total and program year.

Complement increases can be permanent or temporary.

Permanent complement change requests

A program may request a permanent complement increase to expand its size. Programs can also request a decrease in permanent complement if they need to decrease the size of the program below the approved complement. All permanent complement increase requests must be submitted through the Accreditation Data System (ADS) and require approval by the Review Committee. Review Committees assess all requests for permanent complement increases thoroughly, considering the clinical, educational, and other resources available to the program. Additional information or a site visit may be requested for a permanent complement change request, depending on the details of the request. Review Committees review permanent increase requests at their scheduled meetings and therefore programs should check posted meeting agenda closing dates on the applicable [specialty](#) page of the ACGME website and plan accordingly before submitting a request.

Temporary complement change requests

A program may request a temporary complement increase for many reasons, including remediation, resident well-being needs, medical, parental, or caregiver leave, and a resident beginning the program off-cycle. Temporary complement increase requests of greater than 90 days must be submitted through ADS and require approval by the Review Committee, although the submission and approval process differ by Review Committee and programs must consult specialty-specific guidance referenced below in this document. All Review Committees allow extensions of education and training of up to 90 days for residents in all specialties except one-year programs without the need to submit a temporary complement increase request. This change was implemented to reduce burden for the graduate medical education community and better align with the Institutional Requirements related to Leaves of Absence (IV.H.1.a)).

Program directors are strongly encouraged to contact their graduate medical education office and the applicable specialty certifying board for guidance on extending a resident's education and training, as the impact and requirements vary from one certifying board to another.

To initiate a request to change the program's approved complement:

1. The program director must:
 - b. Log into ADS.
 - c. Under the "Program" tab, select "Complement Change" from the right panel under "Requests."
 - d. Select either "Temporary" or "Permanent" request.
 - e. Complete all required information and submit.
2. Once submitted, the request will be forwarded to the designated institutional official (DIO) for approval.
3. Once approved by the DIO, the request will be forwarded to the specialty Review Committee.

4. ACGME staff will notify the program of the Review Committee's decision. The notification time may vary based on the type of request and whether it needs to be reviewed during a Review Committee meeting.

ADS screenshot: complement change requests

Complement Change Request

Temporary	Permanent
Currently Approved Increase(s): None	
View	View Change Length of Training

[The Review Committee may further specify minimum complement numbers]

For more information on resident complement and whether your specialty Review Committee specifies minimum complement numbers, programs must review the specialty-specific Program Requirements.

1. Go to <https://www.acgme.org/specialties/>.
2. Select the applicable specialty.
3. Select “Program Requirements and FAQs and Applications” at the top of the specialty section.
4. Select the specialty Program Requirements currently in effect.

Each Review Committee also provides additional information on the specialty-specific process to request a complement change in the Documents and Resources section of their specialty-specific web page or in the specialty FAQs. Questions about specialty-specific Program Requirements related to resident complement should be directed to specialty Review Committee staff.

COMMON PROGRAM REQUIREMENTS

Section 3: Resident Appointments

3.5. Resident Transfers

The program must obtain verification of previous educational experiences and a summative competency-based performance evaluation prior to acceptance of a transferring resident, and Milestones evaluations upon matriculation. ^(Core)

[The Review Committee may further specify]

GUIDANCE

3.5. Resident Transfers

Residents are considered transfer residents under several conditions, including:

- when moving from one program to another within the same or to a different Sponsoring Institution;
- when moving from one program to another within the same or different specialty; and
- when entering as a PGY-2 in a program requiring a preliminary year, regardless of whether the resident was accepted to the preliminary year and the specialty program as part of the match (i.e., accepted to both the preliminary program and the specialty program upon graduation from medical school).

The term does not apply to a resident who has successfully completed a residency and then is accepted into a subsequent residency or fellowship program.

Before accepting a transferring resident, the “receiving” program director must obtain written or electronic verification of prior educational experiences and performance by the program from which the resident is seeking to transfer.

Documentation includes evaluations, rotations completed, procedural/operative experience/Case Logs if applicable, and a summative competency-based performance evaluation.

While a Milestones evaluation cannot be used in the decision to accept a transferring resident, a Milestones evaluation must be obtained upon matriculation.

The ACGME monitors compliance with this requirement in various ways, including:

- resident-level questions answered by program leadership as part of an application or during the Accreditation Data System (ADS) Annual Update when entering/updating their resident roster; and
- questions asked and documentation reviewed by Accreditation Field Staff during site visits of the program at various stages of accreditation.

ADS screenshot: identifying transfer residents

During the ADS Annual Update, programs update their resident roster and information on each resident. On the resident Profile page, under the Resident Details section, programs are asked to answer several questions regarding a transferring resident and confirm that documentation of prior training and education has been obtained for a transfer resident(s). (See accompanying screenshot which follows on the next page.)

3. Resident Details

Type of Position: Categorical **Year In Program:** 2

Email Address: [Redacted]

Personal Email address (for ADS access post-graduation): [Redacted]

Start Date: July 1st 2021 ✕ **Expected Completion:** June 30th 2023 ✕

Did this resident have prior training in another accredited/approved program (other than in this program)?

Yes
 No

Years of most recent training in accredited/approved program (other than in this program):

3

Identify the type of most recent training:

ACGME Accredited

Specify the specialty of most recent training:

Internal medicine

Did this resident start the program in year one (at the beginning of the program - no transfer credit)?

Yes
 No

Did you obtain documentation of previous educational experience for this resident?

Yes
 No

Gender: [Redacted] **Race/Ethnicity:** [Redacted]

ADS screenshot: retrieving Milestones reports from previous residency program

Once a transfer resident starts in a new residency program, program leadership can retrieve the Milestones report for that resident from the previous program by following these steps:

1. Log into ADS.
2. Go to the Reports tab.
3. Select “Residency Milestones Retrieval” in the Reports section.
4. Select the academic year to view a list of current residents and, if available, the last Milestone evaluation form completed by their most recent accredited core residency program.
5. Select the “Summary Report” button for that particular resident.

NOTE: A report may be unavailable if the previous program has not updated that resident's record in ADS or if the previous training and education could not be matched when entered on that resident's roster (based on name, date of birth, social security number, medical school, or some combination of those elements). The resident may also have completed core residency training and education in a program not accredited by the ACGME or completed training and education prior to Milestones implementation. For residents that do not have a Milestone report on record, contact the previous specialty program director to obtain the summative report or email ADS@acgme.org with questions.

Residency Milestone Retrieval

Instructions

Select an Academic Year to view a list of current residents/fellows and, if available, the last Milestone evaluation form completed by their most recent accredited core residency training program.

A report may be unavailable if the previous training program has not updated that resident's record in ADS or if the previous training could not be matched when entered on your roster (*based on Name, DOB, SSN, Medical School, or some combination of those elements*). The resident may also have completed core residency training in a program not accredited by the ACGME or completed training prior to Milestones implementation.

For those residents below that do not have a milestone report on record, contact the specialty program director to obtain the summative report or email ADS@acgme.org with questions.

Academic Year

2023-2024 ▼

Resident	Previous Program	Specialty	Completed Date	Most Recent Evaluation
		Anesthesiology	Jun 30, 2023	2022-2023 Year-End ...
<i>Report Unavailable</i>				

Showing 1 to 2 of 2 e

[The Review Committee may further specify]

Since Review Committees may specify other requirements related to resident transfers, programs must review the specialty-specific Program Requirements:

1. Go to <https://www.acgme.org/specialties/>.
2. Select the applicable specialty.
3. Select “Program Requirements and FAQs and Applications” at the top of the specialty section.
4. Select the currently in effect specialty Program Requirements currently in effect.

Questions about specialty-specific Program Requirements related to resident transfers should be directed to specialty Review Committee staff.

Programs can also access the [Common Program Requirements FAQs](#) for additional information on resident transfers and Milestones retrieval.

COMMON PROGRAM REQUIREMENTS

Section 4: Educational Program

The ACGME accreditation system is designed to encourage excellence and innovation in graduate medical education regardless of the organizational affiliation, size, or location of the program.

The educational program must support the development of knowledgeable, skillful physicians who provide compassionate care.

It is recognized that programs may place different emphasis on research, leadership, public health, etc. It is expected that the program aims will reflect the nuanced program-specific goals for it and its graduates; for example, it is expected that a program aiming to prepare physician-scientists will have a different curriculum from one focusing on community health.

4.1. Length of Program
[The Review Committee must further specify]

4.2. Educational Components
The curriculum must contain the following educational components:

4.2.a. a set of program aims consistent with the Sponsoring Institution's mission, the needs of the community it serves, and the desired distinctive capabilities of its graduates, which must be made available to program applicants, residents, and faculty members; ^(Core)

4.2.b. competency-based goals and objectives for each educational experience designed to promote progress on a trajectory to independent practice. These must be distributed, reviewed, and available to residents and faculty members; ^(Core)

Background and Intent: The trajectory to autonomous practice is documented by Milestones evaluations. Milestones are considered formative and should be used to identify learning needs. Milestones data may lead to focused or general curricular revision in any given program or to individualized learning plans for any specific resident.

4.2.c. delineation of resident responsibilities for patient care, progressive responsibility for patient management, and graded supervision; ^(Core)

Background and Intent: These responsibilities may generally be described by PGY level and specifically by Milestones progress as determined by the Clinical Competency Committee. This approach encourages the transition to competency-based education. An advanced learner may be granted more responsibility independent of PGY level and a learner needing more time to accomplish a certain task may do so in a focused rather than global manner.

4.2.d. a broad range of structured didactic activities; and, ^(Core)

Background and Intent: It is intended that residents will participate in structured didactic activities. It is recognized that there may be circumstances in which this is not possible. Programs should define core didactic activities for which time is protected and the circumstances in which residents may be excused from these didactic activities. Didactic activities may include, but are not limited to, lectures, conferences, courses, labs, asynchronous learning, simulations, drills, case discussions, grand rounds, didactic teaching, and education in critical appraisal of medical evidence.

- 4.2.e. formal educational activities that promote patient safety-related goals, tools, and techniques. ^(Core)

GUIDANCE

4.1. Length of Program

[The Review Committee must further specify]

Each Review committee must specify the length of the educational program for the specialty and subspecialties overseen, so it is important that programs review the specialty-specific Program Requirements.

1. Go to <https://www.acgme.org/specialties/>.
2. Select the applicable specialty.
3. Select “Program Requirements and FAQs and Applications” at the top of the specialty section.
4. Select the specialty Program Requirements currently in effect.

Each Review Committee may also provide additional information through background and intent or specialty-specific FAQs. Questions about specialty-specific Program Requirements should be directed to specialty Review Committee staff.

4.2 Educational Components

The Common Program Requirements do not list detailed curricular elements for each specialty. The overarching intent of the Common Program Requirements related to the educational program is to ensure that programs provide a framework for:

- a comprehensive education for residents pertinent to the specific mission and aims of the Sponsoring Institution, the program, and the community served; and
- the development of knowledgeable, skilled, and compassionate physicians capable of autonomous practice.

4.2.a. Program aims

Programs must develop aims to add context to the program’s expectations and focus on aspects such as:

- types of residents being educated by the program
- residents’ future roles in the community

Having aims allows the program to construct curricular elements that address career options (e.g., clinical practice, research, primary care, or health policy and advocacy). For example, a program in a rural community might focus its resident education on issues relevant to that community, while a program in an institution with a goal to produce physician-scientists might want to provide more education in research. The Program Evaluation Committee (PEC) should play a central role in the development of program aims and should ensure that the program is working toward these aims.

Program aims should be vetted with program and institutional leaders, and in some institutions, setting aims will be an institution-level initiative. In setting aims, programs should generally take a longer-term strategic view. However, aims may change over time. Factors such as a shift in program focus initiated by institutional or department leadership, changes in local or national demand for a resident workforce with certain capabilities, or new opportunities to train and educate residents in a different setting may prompt revision of program aims.

It bears re-emphasizing that while Common Program Requirement 4.2.a. requires that the program develop a set of program aims consistent with its mission and the community it serves,

the Review Committees will *not* evaluate the specifics of the program aims for accreditation purposes. What Review Committees will evaluate is that a program has defined its program aims and that it has a process to share them with applicants to the program, residents, and faculty members.

New programs submitting an application for accreditation and programs with a status of Initial Accreditation or Initial Accreditation with Warning must provide or update their program aims in the Accreditation Data System (ADS) as part of an application or the ADS Annual Update. Accreditation Field Staff also verify that a program has identified program aims and that it has a process in place to share those with program applicants, residents, and faculty members.

ADS screenshot: program aims

Provide four to six aims that the program uses to achieve its mission.

Aims describe specific program efforts to achieve the mission. Examples: Residents spend at least six months in community-based rotations; the primary clinical site is a research-rich environment with many opportunities for fellow involvement; the program offers a range of options for faculty development and monitors faculty member participation.

4.2.b. Goals and objectives

The program must design competency-based, level-specific goals and objectives for each educational experience/rotation to promote progress on a trajectory to autonomous practice in its subspecialty. These goals and objectives must be distributed, reviewed, and available to residents and faculty members.

Defining goals and objectives

- A goal is an overarching principle that guides decision making.
- Objectives are specific, measurable steps that can be taken to meet a goal.

Developing goals and objectives

While the ACGME and the Review Committees do not endorse any single method for developing goals and objectives, a number of resources are available to guide those entrusted with constructing residency curricula. For example, among the most widely known approaches is the “Theory of Bloom’s Taxonomy of Measurable Verbs.” (Bloom, 1956) Bloom based his taxonomy on the premise that observable action levels can help explicitly define what a student must do to demonstrate learning. He organized these action levels by using measurable verbs to describe observable knowledge, skills, attitudes, behaviors, and abilities. In developing residency curricula, these categories can be used to identify residents’ learning needs for each rotation. Many iterations of the taxonomy are easily accessible on a variety of educational websites.

Another tool for guiding the development of goals and objectives is the SMART mnemonic developed by Doran (1981). He simply states that goals and objectives should be:

- **S** – Specific
- **M** – Measurable
- **A** – Attainable
- **R** – Relevant
- **T** – Time-bound

Common mistakes in creating goals and objectives

- Using vague verbs and phrases that cannot be measured
 - a. words to avoid
 - believe
 - comprehend
 - know
 - perceive
 - recognize
 - understand
 - b. phrases to avoid
 - appreciation for
 - capable of
 - familiar with
 - knowledge of
- 2. Creating goals and objectives that are not level-specific and/or competency-based

Goals and objectives must be competency-based and level-specific. For example, a PGY-1 resident must demonstrate the ability to independently perform a complete history and physical examination as part of the Patient Care Competency. As part of the same competency, a PGY-3 resident in a three-year program must demonstrate the ability to guide and supervise a PGY-1 resident in obtaining a complete history and physical examination and take an active role in the formulation of diagnostic and treatment plans.

Goals and objectives must be distributed, reviewed, and available to residents and faculty members to ensure an understanding of learning expectations. New programs submitting an application for accreditation and programs with a status of Initial Accreditation or Initial Accreditation with Warning must answer the question shown in the screenshot below in ADS as part of the application or during the ADS Annual Update process. Finally, Accreditation Field Staff also verify during a site visit that the program has a process in place for informing residents about goals and objectives for all educational assignments.

ADS screenshot: goals and objectives

How are residents/fellows and faculty members informed about their assignments, the responsibilities expected of each rotation, and the goals and objectives for each assignment? Check all the apply:

- Hard copy
- Electronic copy
- Website
- Listserv
- Other
- Residents/fellows/faculty members are not informed of these specifics for each rotation

4.2.c. Resident responsibilities and graded supervision

Common Program Requirement 4.2.c. is closely related to the Common Program Requirements in section 6.6. focused on supervision and accountability. Programs are encouraged to review those requirements and associated guidance as well. The responsibilities and supervision of residents must be clearly delineated. The ACGME assesses compliance with this requirement in multiple ways, including:

- review of the supervision policy and answers to the question shown below for programs submitting an application or during the Initial Accreditation stage; and
- verification of information Accreditation Field Staff related to this requirement during accreditation site visits.

Milestones evaluations can be helpful to Clinical Competency Committees which should review them, be educated in Milestones assessment, and use this knowledge to delineate resident responsibilities and determine levels of graded supervision in the program.

4.2.d. Structured didactic activities

There are many forms of didactic activities, including lectures, workshops, courses, simulation with feedback, case discussions, grand rounds, board review, and journal club. Faculty members' presence, participation, and leadership is key.

Program leaders should conduct periodic reviews of the program's curriculum to determine if adjustments need to be made (e.g., new treatment protocols or concepts may need to be incorporated). If Milestones evaluation and in-training examination results consistently indicate a significant portion of residents are not performing well in a particular area, program leaders should address that knowledge deficiency in the didactic curriculum.

COMMON PROGRAM REQUIREMENTS

ACGME Competencies

The Competencies provide a conceptual framework describing the required domains for a trusted physician to enter autonomous practice. These Competencies are core to the practice of all physicians, although the specifics are further defined by each specialty. The developmental trajectories in each of the Competencies are articulated through the Milestones for each specialty.

The program must integrate all ACGME Competencies into the curriculum.

4.3. ACGME Competencies – Professionalism

Residents must demonstrate a commitment to professionalism and an adherence to ethical principles. (Core)

Residents must demonstrate competence in:

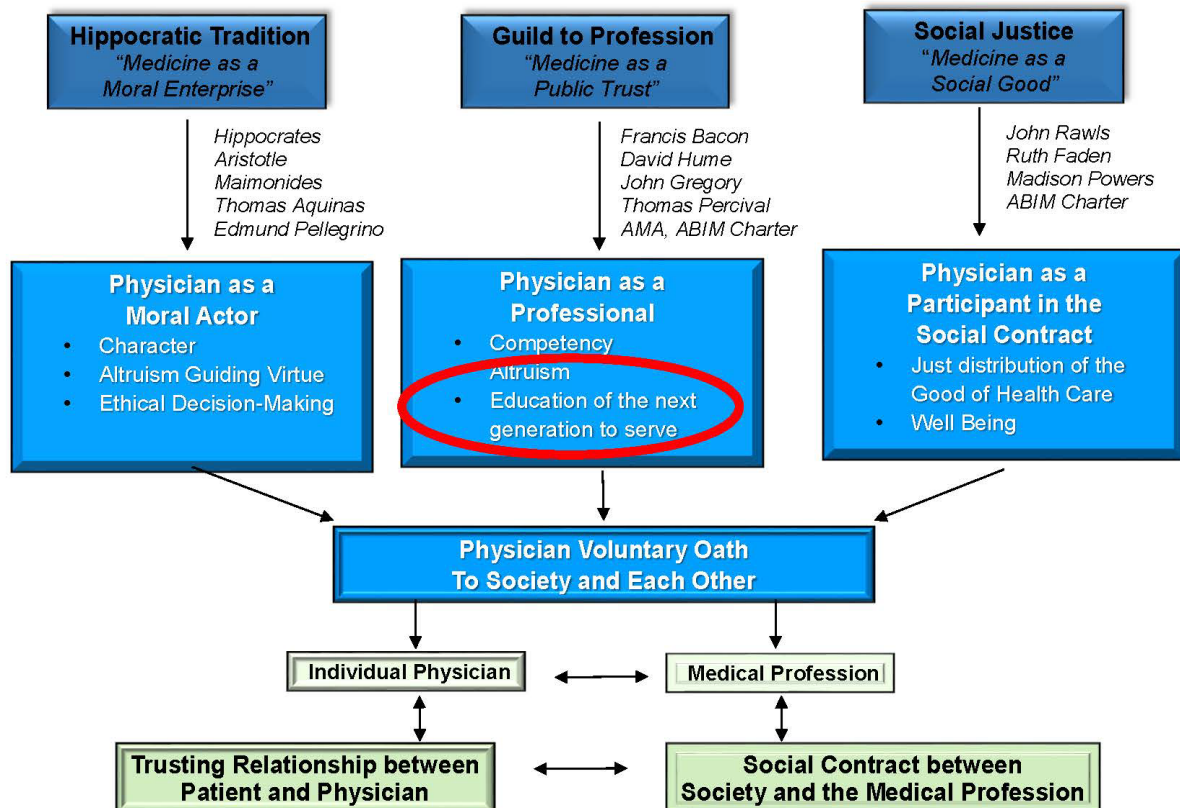
- 4.3.a. compassion, integrity, and respect for others; (Core)
- 4.3.b. responsiveness to patient needs that supersedes self-interest; (Core)
- 4.3.c. cultural humility; (Core)
- 4.3.d. respect for patient privacy and autonomy; (Core)
- 4.3.e. accountability to patients, society, and the profession; (Core)
- 4.3.f. respect and responsiveness to diverse patient populations, including but not limited to diversity in gender, age, culture, race, religion, disabilities, national origin, socioeconomic status, and sexual orientation; (Core)
- 4.3.g. ability to recognize and develop a plan for one's own personal and professional well-being; and, (Core)
- 4.3.h. appropriately disclosing and addressing conflict or duality of interest. (Core)

<p>Background and Intent: This includes the recognition that under certain circumstances, the interests of the patient may be best served by transitioning care to another practitioner. Examples include fatigue, conflict or duality of interest, not connecting well with a patient, or when another physician would be better for the situation based on skill set or knowledge base.</p>
--

GUIDANCE

Professionalism is at the core of being a physician, yet, teaching it can be difficult, and evaluation of professionalism presents significant challenges. There are many factors that influence the erosion of professionalism, including state control, corporate demands, and overemphasis on income and power. Some argue that the loss of ethics and morals underlies this erosion, and therefore propose that medical professionalism cannot be taught separately from ethical principles, morality, and emotional intelligence.

ACGME former President and Chief Executive Officer Thomas J. Nasca, MD, MACP uses the following chart to summarize the traditions contributing to the American concept of professionalism.



Dr. Nasca (2015) states: “The philosophical roots of professionalism include the Hippocratic tradition of medicine as a moral enterprise; the transition of medicine from guild to profession with a commitment to competence, altruism, and public trust; and the responsibility of the profession to prepare the next generation of physicians to serve the public.” Often neglected in this equation is physician well-being. A physician who is unwell may not be able to provide good care to patients.

Elements of professionalism must be addressed in the program curriculum. Programs have reported more success with simulation, workshops, and case discussions. Some programs have incorporated education on professionalism into morbidity and mortality conferences and other case review conferences. More importantly, repeated sessions throughout the educational

program provide reminders of the elements of professionalism and keep residents on track to develop a lifelong commitment to this critical aspect of being a physician. Since role modeling of professionalism by faculty members is key to the professional behavior of residents, it is important to incorporate professionalism into faculty development sessions. While good role models and mentors are essential for the education of residents and fellows, there is no way to guarantee their presence. In addition, role modeling as a method of teaching professionalism has been criticized as imprecise and lacking structure.

References/Resources

- Nasca, Thomas J. 2015. "Professionalism and its Implications for Governance and Accountability of Graduate Medical Education in the United States." *JAMA* 313(18): 1801-1802. doi:10.1001/jama.2015.3738.
- The American Medical Association (AMA) and the American Osteopathic Association (AOA) have defined rules and guidelines for physician professional responsibility and conduct; those resources are provided below:
 - [AMA Declaration of Professional Responsibility](#)
 - [AOA Rules and Guidelines on Physicians' Professional Conduct](#)
- The May 12, 2015 issue of *JAMA* (<https://jamanetwork.com/journals/jama/issue/313/18>) is a great resource for programs and takes a deep dive into professionalism, including Viewpoints from scholars and academic leaders about the responsibility and accountability of medicine to self-govern, self-regulate, and ensure the highest degree of professionalism.

Related Requirement: 2.6.a.: The program director must be a role model of professionalism.

Examples of linking professionalism values to specific behaviors:

Values	Behaviors
Responsibility	<ul style="list-style-type: none"> • Follows through on tasks • Arrives on time
Maturity	<ul style="list-style-type: none"> • Accepts blame for failure • Does not make inappropriate demands • Is not abusive and critical in times of stress
Communication Skills	<ul style="list-style-type: none"> • Listens well • Is not hostile, derogatory, sarcastic • Is not loud or disruptive
Respect	<ul style="list-style-type: none"> • Maintains patient confidentiality • Is patient • Is sensitive to physical/emotional needs • Is not biased/discriminatory

Reference

Kirk, Lynne M. 2007. "Professionalism in Medicine: Definitions and Considerations for Teaching." *Proceedings (Baylor University. Medical Center)* 20(1):13-16. doi:10.1080/08998280.2007.11928225

To review specialty-specific Requirements for Professionalism:

1. Go to <https://www.acgme.org/specialties/>.
2. Select the applicable specialty.
3. Select “Program Requirements and FAQs and Applications” at the top of the specialty section.
4. Select the specialty Program Requirements currently in effect.

In addition, the Milestones are used to assess the progression of a resident in specific competencies and subcompetencies. To access a specialty’s Milestones:

1. Go to <https://www.acgme.org/specialties/>.
2. Select the applicable specialty.
3. Select “Milestones” at the top of the specialty section.
4. Select from the list of applicable Milestones.

Below is an example of an Internal Medicine Milestones evaluation of Professionalism:

Version 2		Internal Medicine, ACGME Report Worksheet		
Professionalism 1: Professional Behavior				
Level 1	Level 2	Level 3	Level 4	Level 5
Demonstrates professional behavior in routine situations	Identifies potential triggers for professionalism lapses and accepts responsibility for one’s own professionalism lapses	Demonstrates a pattern of professional behavior in complex or stressful situations	Recognizes situations that may trigger professionalism lapses and intervenes to prevent lapses in oneself and others	Coaches others when their behavior fails to meet professional expectations
<input type="checkbox"/>	<input type="checkbox"/>	<input type="checkbox"/>	<input type="checkbox"/>	<input type="checkbox"/>
Comments:				Not Yet Completed Level 1 <input type="checkbox"/>

COMMON PROGRAM REQUIREMENTS

ACGME Competencies

The Competencies provide a conceptual framework describing the required domains for a trusted physician to enter autonomous practice. These Competencies are core to the practice of all physicians, although the specifics are further defined by each specialty. The developmental trajectories in each of the Competencies are articulated through the Milestones for each specialty.

The program must integrate all ACGME Competencies into the curriculum.

4.4. ACGME Competencies – Patient Care

Residents must be able to provide patient care that is patient- and family-centered, compassionate, equitable, appropriate, and effective for the treatment of health problems and the promotion of health. ^(Core)

[The Review Committee must further specify]

Background and Intent: Quality patient care is safe, effective, timely, efficient, patient-centered, equitable, and designed to improve population health, while reducing per capita costs. In addition, there should be a focus on improving the clinician's well-being as a means to improve patient care and reduce burnout among residents, fellows, and practicing physicians.

4.5. ACGME Competencies – Procedural Skills: Residents must be able to perform all medical, diagnostic, and surgical procedures considered essential for the area of practice. ^(Core)

[The Review Committee may further specify]

GUIDANCE

To review the specialty-specific Program Requirements for Patient Care and Procedural Skills:

1. Go to <https://www.acgme.org/specialties/>.
2. Select the applicable specialty.
3. Select “Program Requirements and FAQs and Applications” at the top of the specialty section.
4. Select the specialty Program Requirements currently in effect.

In addition, Milestones are used to assess the progression of a resident in specific competencies and subcompetencies. To access a specialty’s Milestones:

1. Go to <https://www.acgme.org/specialties/>.
2. Select the applicable specialty.
3. Select the “Milestones” at the top of the specialty section.
4. Select from the list of applicable Milestones.

Below is an example of an Internal Medicine Milestones evaluation of Patient Care and Procedural Skills:

Version 2		Internal Medicine, ACGME Report Worksheet				
Patient Care 4: Patient Management – Inpatient						
Level 1	Level 2	Level 3	Level 4	Level 5		
Formulates management plans for common conditions, with guidance	Develops and implements management plans for common conditions, recognizing acuity, and modifies based on the clinical course	Develops and implements value-based (high value) management plans for patients with multisystem disease and comorbid conditions; modifies based on the clinical course	Uses shared decision making to develop and implement value-based (high value) comprehensive management plans for patients with comorbid and multisystem disease, including those patients requiring critical care	Develops and implements comprehensive management plans for patients with rare or ambiguous presentations or unusual comorbid conditions		
Identifies opportunities to maintain and promote health	Develops and implements management plans to maintain and promote health, with guidance	Independently develops and implements plans to maintain and promote health, incorporating pertinent psychosocial and other determinants of health	Independently develops and implements comprehensive plans to maintain and promote health, incorporating pertinent psychosocial and other determinants of health			
<input type="checkbox"/>	<input type="checkbox"/>	<input type="checkbox"/>	<input type="checkbox"/>	<input type="checkbox"/>	<input type="checkbox"/>	
Comments:					Not Yet Completed Level 1 <input type="checkbox"/> Not Yet Assessable <input type="checkbox"/>	

COMMON PROGRAM REQUIREMENTS

ACGME Competencies

The Competencies provide a conceptual framework describing the required domains for a trusted physician to enter autonomous practice. These Competencies are core to the practice of all physicians, although the specifics are further defined by each specialty. The developmental trajectories in each of the Competencies are articulated through the Milestones for each specialty.

The program must integrate all ACGME Competencies into the curriculum.

4.6. ACGME Competencies – Medical Knowledge

Residents must demonstrate knowledge of established and evolving biomedical, clinical, epidemiological, and social-behavioral sciences, including scientific inquiry, as well as the application of this knowledge to patient care. (Core)

[The Review Committee must further specify]

GUIDANCE

To review the specialty-specific Program Requirements for Medical Knowledge:

1. Go to <https://www.acgme.org/specialties/>.
2. Select the applicable specialty.
3. Select “Program Requirements and FAQs and Applications” tab at the top of the specialty section.
4. Select the specialty Program Requirements currently in effect.

In addition, Milestones are used to assess the progression of a resident in specific competencies and subcompetencies. To access a subspecialty’s Milestones:

1. Go to <https://www.acgme.org/specialties/>.
2. Select the applicable specialty.
3. Select “Milestones” at the top of the specialty section.
4. Select from the list of applicable Milestones.

Below is an example of a Surgery Milestones evaluation of Medical Knowledge:

Version 2		Surgery Milestones, ACGME Report Worksheet		
Medical Knowledge 1: Pathophysiology and Treatment				
Level 1	Level 2	Level 3	Level 4	Level 5
Demonstrates knowledge of pathophysiology and treatments of patients with common surgical conditions	Demonstrates knowledge of pathophysiology and treatments of patients with complex surgical conditions	Demonstrates knowledge of the impact of patient factors on pathophysiology and the treatment of patients with surgical conditions	Demonstrates comprehensive knowledge of the varying patterns of disease presentation and alternative and adjuvant treatments of patients with surgical conditions	Contributes to peer-reviewed literature on the varying patterns of disease presentation, and alternative and adjuvant treatments of patients with surgical conditions
<input type="checkbox"/>	<input type="checkbox"/>	<input type="checkbox"/>	<input type="checkbox"/>	<input type="checkbox"/>
Comments:			Not Yet Completed Level 1 <input type="checkbox"/>	Not Yet Rotated <input type="checkbox"/>

COMMON PROGRAM REQUIREMENTS

ACGME Competencies

The Competencies provide a conceptual framework describing the required domains for a trusted physician to enter autonomous practice. These Competencies are core to the practice of all physicians, although the specifics are further defined by each specialty. The developmental trajectories in each of the Competencies are articulated through the Milestones for each specialty.

The program must integrate all ACGME Competencies into the curriculum.

- 4.7. ACGME Competencies – Practice-based Learning and Improvement**
Residents must demonstrate the ability to investigate and evaluate their care of patients, to appraise and assimilate scientific evidence, and to continuously improve patient care based on constant self-evaluation and lifelong learning. ^(Core)
- 4.7.a.** Residents must demonstrate competence in identifying strengths, deficiencies, and limits in one’s knowledge and expertise. ^(Core)
- 4.7.b.** Residents must demonstrate competence in setting learning and improvement goals. ^(Core)
- 4.7.c.** Residents must demonstrate competence in identifying and performing appropriate learning activities. ^(Core)
- 4.7.d.** Residents must demonstrate competence in systematically analyzing practice using quality improvement methods, including activities aimed at reducing health care disparities, and implementing changes with the goal of practice improvement. ^(Core)
- 4.7.e.** Residents must demonstrate competence in incorporating feedback and formative evaluation into daily practice. ^(Core)
- 4.7.f.** Residents must demonstrate competence in locating, appraising, and assimilating evidence from scientific studies related to their patients’ health problems. ^(Core)

[The Review Committee may further specify by adding to the list of sub-competencies]

GUIDANCE

Practice-based Learning and Improvement is best developed in an environment that provides residents with enough information to investigate and evaluate the care of their patients. The environment needs to support open and honest attempts to improve, and not punish errors or mistakes as personal weakness.

To identify strengths, deficiencies, and limitations, residents should learn to self-reflect to answer the question: How can I improve care for my patients? This may include single patients, such as at a case conference during which residents present individual patients they have cared for and reflect on how they may improve on that care for a similar patient in the future. A more systematic approach provides residents with information about the outcomes of their care for a larger sample of their patients. This information may demonstrate a resident's compliance with a specific protocol or clinical guideline for a defined group of patients. Examples include the number of patients who receive key elements of care in a sepsis bundle or the complication rate for a certain procedure. It is not required that each resident have an individual project. Some outcome measures will require institutional assistance to link the activity to a broader departmental goal.

Learning and improvement goals can be formulated after a resident determines what to improve and may follow a deliberate process such as a "Plan-Do-Study-Act" cycle under the guidance of a faculty member to systematically analyze the resident's practice. This may be performed in conjunction with the ongoing quality improvement efforts of the Sponsoring Institution.

Residents constantly receive feedback and suggestions. They may wish to target a certain behavior for improvement, or try out suggestions for improvement, and consider how to analyze and incorporate these improvements into practice.

Locating and assimilating evidence may occur while a resident is preparing for upcoming case presentations or during the actual care of a patient using a Cochrane Review or a PubMed search or other clinical references. A resident may need to learn how an individual patient's circumstances fit into the larger knowledge base, and how to use published literature to fit the scenario. This may incorporate activities such as literature review for case conferences or journal club where a critical review of the literature is demonstrated and learned.

To review the specialty-specific Program Requirements for Practice-based Learning and Improvement:

- Go to <https://www.acgme.org/specialties/>.
- Select the applicable specialty.
- Select "Program Requirements and FAQs and Applications" at the top of the specialty section.
- Select the subspecialty Program Requirements currently in effect.

In addition, Milestones are used to assess the progression of a resident in specific competencies and subcompetencies. To access a subspecialty's Milestones:

1. Go to <https://www.acgme.org/specialties/>.
2. Select the applicable specialty.
3. Select "Milestones" at the top of the specialty section.
4. Select from the list of applicable Milestones.

Below is an example of a Pediatrics Milestones evaluation of Practice-Based Learning and Improvement:

Version 2 Pediatrics, ACGME Report Worksheet

Practice-Based Learning and Improvement 1: Evidence-Based and Informed Practice				
Level 1	Level 2	Level 3	Level 4	Level 5
Develops an answerable clinical question and demonstrates how to access available evidence, with guidance	Independently articulates clinical question and accesses available evidence	Locates and applies the evidence, integrated with patient preference, to the care of patients	Critically appraises and applies evidence, even in the face of uncertainty and conflicting evidence to guide care tailored to the individual patient	Coaches others to critically appraise and apply evidence for complex patients
<input type="checkbox"/>	<input type="checkbox"/>	<input type="checkbox"/>	<input type="checkbox"/>	<input type="checkbox"/>
Comments: Not Yet Completed Level 1 <input type="checkbox"/>				

References

1. Bernabeo, Elizabeth, Sarah Hood, William Iobst, Eric Holmboe, and Kelly Caverzagie. 2013. "Optimizing the Implementation of Practice Improvement Modules in Training: Lessons from Educators." *Journal of Graduate Medical Education* 5(1): 74–80. <https://doi.org/10.4300/jgme-d-11-00281.1>.
2. "Practice-Based Learning and Improvement: ACGME Core Competencies." 2016. NEJM Knowledge+. November 18. <https://knowledgeplus.nejm.org/blog/practice-based-learning-and-improvement/>.
A description of why practice-based learning is important and how it fits into lifelong learning.
3. "Practice-Based Learning - ACGME Competencies." n.d. University of Maryland Medical Center. <https://www.umms.org/ummc/pros/gme/acgme-competencies/practice-based-learning>.

Resources

An example of the resources compiled at one institution to address key components of Practice-Based Learning and Improvement:

- [life-long learning and practice improvement \(self-reflection\)](#)
- [appraisal and assimilation of scientific literature \(EBM\)](#)
- [ability to implement quality improvement](#)
- [actively participate in the education of others](#)

COMMON PROGRAM REQUIREMENTS

ACGME Competencies

The Competencies provide a conceptual framework describing the required domains for a trusted physician to enter autonomous practice. These Competencies are core to the practice of all physicians, although the specifics are further defined by each specialty. The developmental trajectories in each of the Competencies are articulated through the Milestones for each specialty.

The program must integrate all ACGME Competencies into the curriculum.

4.8. ACGME Competencies – Interpersonal and Communication Skills

Residents must demonstrate interpersonal and communication skills that result in the effective exchange of information and collaboration with patients, their families, and health professionals. ^(Core)

4.8.a. Residents must demonstrate competence in communicating effectively with patients and patients' families, as appropriate, across a broad range of socioeconomic circumstances, cultural backgrounds, and language capabilities, learning to engage interpretive services as required to provide appropriate care to each patient. ^(Core)

4.8.b. Residents must demonstrate competence in communicating effectively with physicians, other health professionals, and health-related agencies. ^(Core)

4.8.c. Residents must demonstrate competence in working effectively as a member or leader of a health care team or other professional group. ^(Core)

4.8.d. Residents must demonstrate competence in educating patients, patients' families, students, other residents, and other health professionals. ^(Core)

4.8.e. Residents must demonstrate competence in acting in a consultative role to other physicians and health professionals. ^(Core)

4.8.f. Residents must demonstrate competence in maintaining comprehensive, timely, and legible health care records, if applicable. ^(Core)

4.8.g. Residents must learn to communicate with patients and patients' families to partner with them to assess their care goals, including, when appropriate, end-of-life goals. ^(Core)

[The Review Committee may further specify by adding to the list of sub-competencies]

GUIDANCE

The ability to communicate is one of the basic tenets of the physician-patient relationship, and an important component of professionalism. Yet education related to communication skills is frequently neglected. Apart from medical knowledge and the ability to provide good patient care, physicians need communication skills in many aspects of their practice. Examples include:

- The physician and the patient:
 - history taking and physical examination — ability to elicit pertinent information, and the capacity to listen attentively to what a patient/family member has to say
 - explaining medical information, such as diagnosis, complications, and treatment (surgical and medical)
 - shared decision making regarding diagnostic and therapeutic interventions
 - Instructions related to prescriptions — patients often take medications incorrectly because of inadequate instructions
 - delivering bad news
 - discharge instructions
 - sensitivity to different cultural and socioeconomic backgrounds
 - respect for privacy and confidentiality
 - obtaining informed consent for procedures or study participation
 - end-of-life decisions
- Physician to physician or other health care providers:
 - consultations
 - sign-outs
 - patient transfers
 - leading and participating in team-based medical care
- Written and other communication
 - medical records
 - procedure notes
 - consults
 - transfers
 - lectures and presentations

It is well known that good communication skills improve patient satisfaction and treatment adherence and reduce medication errors. Modalities of communication skills include:

- skills-based – word usage, approach to patients and families;
- content-based – patient interviewing, obtaining informed consent;
- advanced encounters – delivering bad news, disclosing errors, shared decision making; and
- interaction-focused – physician-patient and/or physician-family, interprofessional.

Techniques used to teach interpersonal and communication skills include:

- role play;
- standardized patients;
- simulation; and
- real-life experiences, such as during morbidity and mortality conference.

References

1. Bragard, Isabelle, Isabelle Merckaert, Yves Libert, Nicole Delvaux, Anne-Marie Etienne, Serge Marchal, Christine Reynaert, et. al. 2012. "Communication Skills Training for Residents: Which Variables Predict Learning of Skills?" *Open J Med Psychol* 1:68-75.
2. Peterson, Eleanor B., Kimberly A. Boland, Kristina A. Bryant, Tara F. McKinley, Melissa B. Porter, Katherine E. Potter, and Aaron W. Calhoun. 2016. "Development of a Comprehensive Communication Skills Curriculum for Pediatrics Residents." *Journal of Graduate Medical Education* 8(5): 739–46. <https://doi.org/10.4300/jgme-d-15-00485.1>.
3. Sullivan, Amy M., Laura K. Rock, Nina M. Gadmer, Diana E. Norwich, and Richard M. Schwartzstein. 2016. "The Impact of Resident Training on Communication with Families in the ICU: Resident and Family Outcomes." *Annals of the American Thoracic Society*. <https://doi.org/10.1513/annalsats.201508-495oc>.
4. Wild, Dorothea, Haq Nawaz, Saif Ullah, Christina Via, William Vance, and Paul Petraro. 2018. "Teaching Residents to Put Patients First: Creation and Evaluation of a Comprehensive Curriculum in Patient-Centered Communication." *BMC Medical Education* 18(1). <https://doi.org/10.1186/s12909-018-1371-3>.

While many of the efforts in teaching communication skills are successful, there is evidence that success also depends on human variables. The ability to develop effective communication skills is dependent on a number of human factors, including:

- individual characteristics, such as sociodemographics, professional and personal experiences, health, burnout, depersonalization, ability to cope, psychological characteristics, and technological demands;
- contextual characteristics, such as professional and personal environments; and
- pre-training communication skills.

Some examples of patient comments regarding negative communication experiences include:

- "I wish he would face me instead of the computer."
- "She seemed in a hurry and did not have time to listen to my fears about the surgery."
- "He seemed to be hiding something when he told me about the medication mistake."
- "I felt like I did not matter, my concerns were ignored."
- "He seemed in a hurry to pull the plug on my dad so he could get on to the next task."

To review the specialty-specific Program Requirements for Interpersonal and Communication Skills:

- Go to <https://www.acgme.org/specialties/>.
- Select the applicable specialty.
- Select "Program Requirements and FAQs and Applications" at the top of the specialty section.
- Select the specialty Program Requirements currently in effect.

In addition, Milestones are used to assess the progression of a resident in specific competencies and subcompetencies. To access a specialty's Milestones:

1. Go to <https://www.acgme.org/specialties/>.
2. Select the applicable specialty.
3. Select "Milestones" at the top of the specialty section.
4. Select from the list of applicable Milestones.

Below is an example of an Obstetrics and Gynecology Milestones evaluation of Interpersonal and Communication Skills:

Version 2 Obstetrics and Gynecology, ACGME Report Worksheet

Interpersonal and Communication Skills 2: Patient Counseling and Shared Decision-Making				
Level 1	Level 2	Level 3	Level 4	Level 5
Demonstrates basic understanding of the informed consent process	Answers questions about the treatment plan and seeks guidance when appropriate	Counsels patients through the decision-making process, including responding to questions, for simple clinical problems	Counsels patients through the decision-making process, including responding to questions, for complex clinical problems	Counsels patients through the decision-making process, including responding to questions, for uncommon clinical problems
<input type="checkbox"/>	<input type="checkbox"/>	<input type="checkbox"/>	<input type="checkbox"/>	<input type="checkbox"/>
Comments: Not Yet Completed Level 1 <input type="checkbox"/>				

COMMON PROGRAM REQUIREMENTS

ACGME Competencies

The Competencies provide a conceptual framework describing the required domains for a trusted physician to enter autonomous practice. These Competencies are core to the practice of all physicians, although the specifics are further defined by each specialty. The developmental trajectories in each of the Competencies are articulated through the Milestones for each specialty.

The program must integrate all ACGME Competencies into the curriculum.

4.9. ACGME Competencies - Systems-based Practice

Residents must demonstrate an awareness of and responsiveness to the larger context and system of health care, including the structural and social determinants of health, as well as the ability to call effectively on other resources to provide optimal health care. (Core)

Background and Intent: Medical practice occurs in the context of an increasingly complex clinical care environment where optimal patient care requires attention to compliance with external and internal administrative and regulatory requirements.

4.9.a. Residents must demonstrate competence in working effectively in various health care delivery settings and systems relevant to their clinical specialty; (Core)

4.9.b. Residents must demonstrate competence in coordinating patient care across the health care continuum and beyond as relevant to their clinical specialty; (Core)

Background and Intent: Every patient deserves to be treated as a whole person. Therefore it is recognized that any one component of the health care system does not meet the totality of the patient's needs. An appropriate transition plan requires coordination and forethought by an interdisciplinary team. The patient benefits from proper care and the system benefits from proper use of resources.

4.9.c. Residents must demonstrate competence in advocating for quality patient care and optimal patient care systems; (Core)

4.9.d. Residents must demonstrate competence in participating in identifying system errors and implementing potential systems solutions; (Core)

4.9.e. Residents must demonstrate competence in incorporating considerations of value, equity, cost awareness, delivery and payment, and risk-benefit analysis in patient and/or population-based care as appropriate; and, (Core)

4.9.f. Residents must demonstrate competence in understanding health care finances and its impact on individual patients' health decisions. (Core)

4.9.g. Residents must demonstrate competence in using tools and techniques that promote patient safety and disclosure of patient safety events (real or simulated).^(Detail)

4.9.h. Residents must learn to advocate for patients within the health care system to achieve the patient's and patient's family's care goals, including, when appropriate, end-of-life goals.^(Core)

[The Review Committee may further specify by adding to the list of sub-competencies]

GUIDANCE

Physicians are increasingly dependent on the health care system to support their patients. At the same time, they can significantly influence the health care system to ensure appropriate support for patients and their families. Most residents work passively in these settings, but the curriculum must provide education on how residents can actively and positively have such an impact on the system in their future practice. Their education and training should prepare residents to answer the question: How can I help to improve the system of care?

There are many ways residents can participate in specialty-specific didactics or discussions regarding their practice environment through institution-wide, multi-specialty, or multi-disciplinary discussions. Residents may participate in one or more institutional or program committees seeking to address health care system issues. These learning activities can be longitudinal or part of regularly scheduled workshops.

References/Resources

1. Johnson, Julie K., Stephen H. Miller, and Sheldon D. Horowitz. 2008. "Systems-Based Practice: Improving the Safety and Quality of Patient Care by Recognizing and Improving the Systems in Which We Work." In *Advances in Patient Safety: New Directions and Alternative Approaches (Vol. 2: Culture and Redesign)*. Vol. 2. Rockville, MD: Agency for Healthcare Research and Quality (US). https://www.ncbi.nlm.nih.gov/books/NBK43731/#_ncbi_dlg_citbx_NBK43731.
2. Nabors, Christopher, Stephen J. Peterson, Roger Weems, Leanne Forman, Arif Mumtaz, Randy Goldberg, Kausik Kar, et.al. 2011. "A Multidisciplinary Approach for Teaching Systems-Based Practice to Internal Medicine Residents." *Journal of Graduate Medical Education* 3(1): 75-80. <https://doi.org/10.4300/JGME-D-10-00037.1>.
3. "Systems-Based Practice: ACGME Core Competencies (Part 4 of 7)." 2016. *NEJM Knowledge*. November 18. <https://knowledgeplus.nejm.org/blog/acgme-core-competencies-systems-based-practice/>.
4. Wachtel, Ruth E. and Franklin Dexter. 2010. "Curriculum Providing Cognitive Knowledge and Problem-Solving Skills for Anesthesia Systems-Based Practice." *Journal of Graduate Medical Education* 2(4): 624-632. <https://doi.org/10.4300/JGME-D-10-00064.1>.

To review the specialty-specific Program Requirements for Systems-based Practice Competency,

1. Go to <https://www.acgme.org/specialties>.
2. Select the applicable specialty.
3. Select "Program Requirements and FAQs and Applications" at the top of the specialty section.
4. Select the specialty Program Requirements currently in effect.

In addition, the Milestones are used to assess the progression of a resident in specific competencies and subcompetencies. To access a specialty's or subspecialty's Milestones:

1. Go to <https://www.acgme.org/specialties>.
2. Select the specialty.
3. Select "Milestones" at the top of the specialty section.
4. Select from the list of applicable Milestones.

Below is an example of an Emergency Medicine Milestones evaluation of Systems-based Practice:

Version 2		Emergency Medicine, ACGME Report Worksheet		
Systems-Based Practice 1: Patient Safety				
Level 1	Level 2	Level 3	Level 4	Level 5
Demonstrates knowledge of common patient safety events	Identifies system factors that lead to patient safety events	Participates in analysis of patient safety events (simulated or actual)	Conducts analysis of patient safety events and offers error prevention strategies (simulated or actual)	Actively engages teams and processes to modify systems for preventing patient safety events
Demonstrates knowledge of how to report patient safety events	Reports patient safety events through institutional reporting systems (simulated or actual)	Participates in disclosure of patient safety events to patients and families (simulated or actual)	Discloses patient safety events to patients and families (simulated or actual)	Acts as a role model and/or mentor for others in the disclosing of patient safety events
<input type="checkbox"/>	<input type="checkbox"/>	<input type="checkbox"/>	<input type="checkbox"/>	<input type="checkbox"/>
Comments:				Not Yet Completed Level 1 <input type="checkbox"/>

COMMON PROGRAM REQUIREMENTS

Curriculum Organization and Resident Experiences

4.10. Curriculum Structure

The curriculum must be structured to optimize resident educational experiences, the length of the experiences, and the supervisory continuity. These educational experiences include an appropriate blend of supervised patient care responsibilities, clinical teaching, and didactic educational events.^(Core)

Background and Intent: In some specialties, frequent rotational transitions, inadequate continuity of faculty member supervision, and dispersed patient locations within the hospital have adversely affected optimal resident education and effective team-based care. The need for patient care continuity varies from specialty to specialty and by clinical situation, and may be addressed by the individual Review Committee.

[The Review Committee must further specify]

4.11. Didactic and Clinical Experiences

Residents must be provided with protected time to participate in core didactic activities.^(Core)

[The Review Committee may specify required didactic and clinical experiences]

GUIDANCE

[The Review Committee must further specify]

Common Program Requirement 4.10. requires programs to optimize all educational experiences, the length of the experiences, and supervision continuity. Review Committees must further specify additional requirements, therefore programs must review the specialty-specific Program Requirements:

1. Go to <https://www.acgme.org/specialties/>.
 - Select the applicable specialty.
 - Select “Program Requirements and FAQs and Applications” at the top of the specialty section.
 - Select the specialty Program Requirements currently in effect.

Questions about specialty requirements should be directed to specialty Review Committee staff members.

[The Review Committee may specify required didactic and clinical experiences]

Common Program Requirement 4.11. allows Review Committees to specify required didactic and clinical experiences, so programs should consult the [specialty-specific Program Requirements](#) for additional information.

COMMON PROGRAM REQUIREMENTS

Curriculum Organization and Resident Experiences

4.12. Pain Management

The program must provide instruction and experience in pain management if applicable for the specialty, including recognition of the signs of substance use disorder. ^(Core)

[The Review Committee may further specify]

GUIDANCE

Common Program Requirement 4.12. directs programs to develop evidence-based educational interventions to effectively teach residents how to:

- prevent substance use disorder wherever possible while effectively treating pain;
- recognize substance use disorder in its earliest stages;
- function effectively in systems of care for effective pain relief and substance use disorder;
- use non-pharmacologic means wherever possible; and
- participate in clinical trials of new non-opioid pain relief customized to the needs of the clinical disorders of the populations they serve.

The ACGME expects that the education of residents and faculty members regarding prescribing opioids be integrated into graduate medical education and professional development, including, but not limited to, didactic lectures, specific learning modules, chart reviews, and small-group discussions about difficult patients.

Review Committees monitor compliance with Common Program Requirement 4.12. in various ways, including:

- questions answered by program leadership as part of an application or during the Accreditation Data System (ADS) Annual Update;
- questions answered by residents and faculty members as part of the annual ACGME Resident/Fellow and Faculty Surveys; and
- questions asked by Accreditation Field Staff during site visits of the program at various stages of accreditation.

ADS screenshot: ADS Annual Update Common Program Requirements question for applications and programs with statuses of Initial and Continued Accreditation

Indicate what residents/fellows will be/are taught about pain management, including the recognition of the signs of substance-use disorder (SUD). Check all that apply:

- Non-pharmacologic pain management
- Pharmacologic pain management
- Opioid prescribing, management and tapering, including opioid selection, dosage and duration
- Recognition of dependence and SUD
- Referral for dependence and SUD treatment
- Treatment of dependence and SUD
- Communicating with patients about a pain treatment plan
- Identifying and eliminating stigma, stereotypes and bias around patients experiencing SUD
- Other
- Do not provide this education/Not applicable

The Resident/Fellow and Faculty Surveys include several questions that address the requirements in Common Program Requirement 4.12. Two resource documents, the “Resident/Fellow Survey-Common Program Requirements Crosswalk” and the “Faculty Survey-Common Program Requirements Crosswalk,” provide additional information for programs on the key areas addressed by the survey questions and how they map to the ACGME Common

Program Requirements. These documents can be found at <https://www.acgme.org/data-systems-technical-support/resident-fellow-and-faculty-surveys/>.

GME Stakeholder Congress on Preparing Residents and Fellows to Manage Pain and Substance Use Disorder

On March 30-31, 2021, the ACGME hosted a virtual graduate medical education (GME) Stakeholder Congress on Preparing Residents and Fellows to Manage Pain and Substance Use Disorder. The Congress brought together experts from across the medical education spectrum with the goal of supporting programs in implementing Common Program Requirement 4.12. by developing considerations for general and specialty-specific elements of a foundational curriculum for the recognition and treatment of pain and substance use disorder. More information about the Congress and a variety of resources are available on the ACGME website at <https://www.acgme.org/meetings-and-educational-activities/opioid-use-disorder/>.

National Academy of Medicine (NAM) Action Collaborative on Countering the US Opioid Epidemic

The ACGME participates in and supports the [NAM Action Collaborative on Countering the US Opioid Epidemic](#).

Centers for Disease Control and Prevention (CDC) Guideline for Prescribing Opioids for Chronic Pain

Improving the way opioids are prescribed through clinical practice guidelines can ensure patients have access to safer, more effective chronic pain treatment while reducing the number of people who misuse or overdose from these drugs.

The CDC developed and published the [CDC Guideline for Prescribing Opioids for Chronic Pain](#) to provide recommendations for the prescribing of opioid pain medication for patients 18 and older in primary care settings. Recommendations focus on the use of opioids in treating chronic pain outside of active cancer treatment, palliative care, and end-of-life care.

The CDC has also provided a number of [Opioid Prescribing Guideline Resources](#) that complement and supplement the guideline, including clinical tools, practitioner FAQs, web-based training for practitioner, and public educational videos.

Additional resources for pain management and substance use disorder

The following resources can be used to help programs and institutions identify solutions to meet local needs. The ACGME does not endorse the use of any specific tool or resource.

- *The ACGME-accredited multidisciplinary subspecialty of addiction medicine:* The ACGME Program Requirements for [Addiction Medicine](#) (subspecialty) provide detailed curricular elements related to medical knowledge and patient care that might be useful in defining curricular and didactic substance use disorder experiences for residents and fellows.
- [ACP Pain Management Learning Series](#): The American College of Physicians provides interactive modules, case studies, and videos supporting patient-centered pain management, OUD identification, and OUD treatment. Content stresses communication techniques and interdisciplinary team care. Modules can be viewed in a linear fashion or independently. An X-Express buprenorphine waiver video supports implementation for limited waiver applicants.
- [FDA caution to avoid abrupt decrease or discontinuation of prescribed opioids](#): The US

Food and Drug Administration (FDA) identifies harm reported from sudden discontinuation of opioid pain medicines, and requires label changes to guide prescribers on gradual, individualized tapering. April 9, 2019.

- [MAT Waivered Prescriber Support Initiative Presents: Medications for Opioid Use Disorder](#): The purpose of this online training is to provide participants with a detailed overview of medications that have been shown to be effective as a component of the treatment of opioid use disorder.
- *Medication-assisted treatment waiver training*: Medication assisted treatment (MAT) of substance use disorders involves a combination of medications that target the brain, and psychosocial interventions (e.g., counseling, skills development) aimed at improving treatment outcomes. Research shows that medications and therapy together may be more successful than either treatment method alone.
- [Medications for Opioid Use Disorder. Treatment Improvement Protocol \(TIP\) 63. SAMHSA](#): This guide provides a comprehensive overview and guidance on issues related to Opioid Use Disorder: signs and symptoms; diagnostic criteria; co-occurrence with other substance use disorders; and prevention and treatment, including opioid withdrawal techniques, pharmacotherapies, tapering opioids, and non-pharmacologic interventions.
- [New England Journal of Medicine Knowledge + Pain Management and Opioids learning module](#): The New England Journal of Medicine, in partnership with Boston University School of Medicine's SCOPE of Pain and Area9 Lyceum, has instated a learning module to assist in furthering education regarding pain management, opioid prescribing, and Opioid Use Disorder (OUD).
- *References of particular interest*:
 - Lembke, Anna, Keith Humphreys, and Jordan Newmark. "Weighing the Risks and Benefits of Chronic Opioid Therapy." *American Family Physician* 93, no. 12 (June 16, 2016): 982-90. <https://www.ncbi.nlm.nih.gov/pubmed/27304767>.
 - Salsitz, Edwin A. "Chronic Pain, Chronic Opioid Addiction: a Complex Nexus." *Journal of Medical Toxicology* 12, no. 1 (2015): 54-57. <https://doi.org/10.1007/s13181-015-0521-9>.

What does this mean for GME?

- Current residents and fellows will prescribe opioids for the next 40 years.
- Everyone involved in GME must be part of the solution.
- Clinical learning environments must use protocols and procedures that are:
 - evidence-based;
 - customized to the needs of the clinical disorders of the populations served; and
 - effective in teaching residents how to:
 - treat pain while preventing substance use disorder;
 - recognize substance use disorder in its earliest stages;
 - function effectively in systems of care for effective pain relief and substance use disorder treatment;
 - use non-pharmacologic means wherever possible; and
 - participate in clinical trials of new non-opioid pain relief.

COMMON PROGRAM REQUIREMENTS

Scholarship

Medicine is both an art and a science. The physician is a humanistic scientist who cares for patients. This requires the ability to think critically, evaluate the literature, appropriately assimilate new knowledge, and practice lifelong learning. The program and faculty must create an environment that fosters the acquisition of such skills through resident participation in scholarly activities. Scholarly activities may include discovery, integration, application, and teaching.

The ACGME recognizes the diversity of residencies and anticipates that programs prepare physicians for a variety of roles, including clinicians, scientists, and educators. It is expected that the program's scholarship will reflect its mission(s) and aims, and the needs of the community it serves. For example, some programs may concentrate their scholarly activity on quality improvement, population health, and/or teaching, while other programs might choose to utilize more classic forms of biomedical research as the focus for scholarship.

4.13. Program Responsibilities

The program must demonstrate evidence of scholarly activities consistent with its mission(s) and aims. ^(Core)

- 4.13.a. The program, in partnership with its Sponsoring Institution, must allocate adequate resources to facilitate resident and faculty involvement in scholarly activities. ^(Core)**

[The Review Committee may further specify]

- 4.13.b. The program must advance residents' knowledge and practice of the scholarly approach to evidence-based patient care. ^(Core)**

GUIDANCE

4.13. Program responsibilities related to scholarship

This section focuses on requirements for program responsibilities related to scholarship and is closely linked to both Common Program Requirements 4.14. — faculty scholarly activity — and 4.15. — resident scholarly activity. As the italicized philosophy states, physicians require “the ability to think critically, evaluate the literature, appropriately assimilate new knowledge, and practice lifelong learning. The program and faculty must create an environment that fosters the acquisition of such skills through resident participation in scholarly activities. Scholarly activities may include discovery, integration, application, and teaching.”

As the italicized philosophy states, “the ACGME recognizes the diversity of residencies and anticipates that programs prepare physicians for a variety of roles, including clinicians, scientists, and educators. It is expected that the program’s scholarship will reflect its mission(s) and aims, and the needs of the community it serves.” For example, a program located in a rural environment may want to focus on meeting the needs of the community, and advance scholarly efforts on quality improvement measures or projects that would benefit the people it serves, while a large cancer center in an urban institution may want to recruit faculty members and residents whose primary research focus is basic science.

4.13.a. The program, in partnership with its Sponsoring Institution, must allocate adequate resources to facilitate resident and faculty involvement in scholarly activities.

Depending on the mission and aims of each program, the resources needed to support resident and faculty involvement in scholarly activities may vary greatly. The work taking place in a basic science laboratory or the conduct of large clinical trials may require significant personnel, laboratory, and other resources. There are many other scholarly activities that may not require such resources. A key universal resource requirement for scholarly activities is time. Faculty members and residents may need protected time away from clinical activities to successfully engage in and perform scholarly activity.

4.13.b. The program must advance residents’ knowledge and practice of the scholarly approach to evidence-based patient care.

The scholarly approach can be defined as a synthesis of teaching, learning, and research with the aim of encouraging curiosity and critical thinking based on an understanding of physiology, pathophysiology, differential diagnosis, treatments, treatment alternatives, efficiency of care, and patient safety. While some faculty members are responsible for fulfilling the traditional elements of scholarship through research, integration, and teaching, all faculty members are responsible for advancing residents’ scholarly approach to patient care.

Elements of a scholarly approach to patient care include:

- asking meaningful questions to stimulate residents to utilize learning resources to create a differential diagnosis, diagnostic algorithm, and treatment plan;
- challenging the evidence that the residents use to reach their medical decisions so that they understand the benefits and limits of the medical literature;
- when appropriate, disseminating scholarly learning in a peer-reviewed manner (publication or presentation); and,
- improving residents’ learning by encouraging them to teach using a scholarly approach.

The scholarly approach to patient care begins with curiosity, is grounded in the principles of evidence-based medicine, expands the knowledge base through dissemination, and develops the habits of lifelong learning by encouraging residents to be scholarly teachers.

The intent is to create an environment of scholarship to encourage critical thinking in providing patient care, e.g., discussing the rationale for a new and expensive therapeutic option; discontinuing a “popular” treatment option based on evidence that it provides no benefits; adapting an approach to early discontinuation of central venous catheters or bladder catheters when these devices are no longer essential for the care of the patient; or the judicious use of antibiotics. These scholarly approaches are all designed to instill curiosity and critical thinking in patient care. There is evidence that fostering this mindset in residents during residency implants lifelong habits that continue decades after graduation.

- An environment of scholarship:
 - leads to the creation of new knowledge;
 - encourages lifelong learning;
 - creates a mindset of inquiry that
 - might reduce “jumping on any bandwagon that comes along;” and
 - develops mindful practice habits, e.g., antibiotic stewardship, infection control, and careful consideration of new (and expensive) drugs before use.

- Boyer’s (1990) Models of Scholarship:
 - The scholarship of *DISCOVERY*
 - Traditional definition: research
 - Search for new knowledge
 - Discovery of new information and new models
 - Sharing discoveries through scholarly publication
 - The scholarship of *INTEGRATION*
 - integrates knowledge from different sources
 - presents overview of findings in a resource topic
 - brings findings together from different disciplines to discover convergence
 - Identifies trends and sees knowledge in new ways
 - examples: professional development workshops, literature reviews, meta-analysis, quality improvement projects
 - The scholarship of *APPLICATION*
 - discovers ways that new knowledge can be used to solve real-world problems
 - identifies new intellectual problems that can arise out of the very act of application
 - examples: translational research, development of community activities that link with academic work, development of centers for study or service, quality improvement projects
 - The scholarship of *TEACHING*
 - searches for innovative approaches and best practices to develop skills and disseminate knowledge
 - examples: courses; innovative teaching materials; educational research; instructional activities; publication of books or other teaching materials; quality improvement projects; digital scholarship, including open education resources (Massive Open Online Courses (MOOCs), Khan Academy, digital publishing, and providing courses in Blackboard®, Bridge®, and Moodle®)

There are many ways to provide these curricular elements. Programs may wish to cover specific topics at monthly sessions over a one-year period. These sessions do not need to be taught by the program director; this is an opportunity for collaboration, where experts in the topic can be invited to speak. There are many web-based curricula for teaching these topics as well.

Key to this process is faculty mentorship. While there may be some residents who begin the program with specific research plans, many do not. They need guidance from faculty mentors who can help them design and conduct a study, gather and analyze data, and write up results for presentation or publication. Faculty members also need to be involved in, or even lead, journal club and other scholarly activities.

An environment of scholarship is essential to ensuring residents continue applying the methods of the scholarly approach in their own practice after completion of the program.

Reference

Boyer, Ernest L., 1990. Scholarship reconsidered: priorities of the professoriate, A special report. The Carnegie Foundation for the Advancement of Teaching, Princeton University Press.

COMMON PROGRAM REQUIREMENTS

Scholarship

Medicine is both an art and a science. The physician is a humanistic scientist who cares for patients. This requires the ability to think critically, evaluate the literature, appropriately assimilate new knowledge, and practice lifelong learning. The program and faculty must create an environment that fosters the acquisition of such skills through resident participation in scholarly activities. Scholarly activities may include discovery, integration, application, and teaching.

The ACGME recognizes the diversity of residencies and anticipates that programs prepare physicians for a variety of roles, including clinicians, scientists, and educators. It is expected that the program's scholarship will reflect its mission(s) and aims, and the needs of the community it serves. For example, some programs may concentrate their scholarly activity on quality improvement, population health, and/or teaching, while other programs might choose to utilize more classic forms of biomedical research as the focus for scholarship.

4.14. Faculty Scholarly Activity

Among their scholarly activity, programs must demonstrate accomplishments in at least three of the following domains: ^(Core)

- Research in basic science, education, translational science, patient care, or population health
- Peer-reviewed grants
- Quality improvement and/or patient safety initiatives
- Systematic reviews, meta-analyses, review articles, chapters in medical textbooks, or case reports
- Creation of curricula, evaluation tools, didactic educational activities, or electronic educational materials
- Contribution to professional committees, educational organizations, or editorial boards
- Innovations in education

4.14.a. The program must demonstrate dissemination of scholarly activity within and external to the program by the following methods:

- faculty participation in grand rounds, posters, workshops, quality improvement presentations, podium presentations, grant leadership, non-peer-reviewed print/electronic resources, articles or publications, book chapters, textbooks, webinars, service on professional committees, or serving as a journal reviewer, journal editorial board member, or editor;
^(Outcome)

- **peer-reviewed publication.** (Outcome)

[Review Committee will choose to require either first bullet or both bullets under 4.14.a.]

Background and Intent: For the purposes of education, metrics of scholarly activity represent one of the surrogates for the program's effectiveness in the creation of an environment of inquiry that advances the residents' scholarly approach to patient care. The Review Committee will evaluate the dissemination of scholarship for the program as a whole, not for individual faculty members, for a five-year interval, for both core and non-core faculty members, with the goal of assessing the effectiveness of the creation of such an environment. The ACGME recognizes that there may be differences in scholarship requirements between different specialties and between residencies and fellowships in the same specialty.

GUIDANCE

The requirements for faculty scholarship in Common Program Requirement 4.14. are closely linked to the program responsibility of ensuring that residents and faculty members are provided with a scholarly environment as specified in Common Program Requirement 4.13. and resident scholarly activity as specified in 4.15.

Faculty scholarly activity demonstrates to the Review Committees that:

- Faculty members have the skills to analyze and utilize new knowledge.
- The program has the ability to teach those skills to residents.
- An environment of scholarship exists in the program.

While the value of scholarly activity is undeniable, such as the publication of peer-reviewed journal articles and the presentation of basic science research at national conferences, other activities are equally valuable. Scholarship is not done only for its own sake, but also serves as a proxy for the creation of a clinical learning environment that encourages an environment of inquiry and an evidence-based, scholarly approach to patient care.

The philosophical statement associated with the Scholarship section of the Common Program Requirement on the previous page, bears repeating:

*Medicine is both an art and a science. The physician is a humanistic scientist who cares for patients. This requires the ability to think critically, evaluate the literature, appropriately assimilate new knowledge, and practice lifelong learning. The program and faculty must create an **environment** that fosters the acquisition of such skills through resident participation in scholarly activities.*

and

*It is expected that **the program's scholarship will reflect its mission(s) and aims, and the needs of the community it serves.** For example, some programs may concentrate their scholarly activity on quality improvement, population health, and/or teaching, while others might use more classic forms of biomedical research as the focus for scholarship.*

There is wide variability in programs and the communities they serve. For example, a program in a remote, rural community might focus on primary care education and training, and may not want or have the resources to put together a million-dollar laboratory to study some characteristics of a murine model of disease. Instead, it may emphasize improving vaccination rates, increasing compliance with diabetes care, or determining how to deal with an opioid epidemic in the community.

4.14. Among their [faculty] scholarly activity, programs must demonstrate accomplishments in at least three of the following domains:

- research in basic science, education, translational science, patient care, or population health;
- peer-reviewed grants;
- quality improvement and/or patient safety initiatives;
- systematic reviews, meta-analyses, review articles, chapters in medical textbooks, or case reports;

- creation of curricula, evaluation tools, didactic educational activities, or electronic educational materials;
- contribution to professional committees, educational organizations, or editorial boards; and
- innovations in education.

The program will be reviewed in aggregate. This requirement does not mean that each faculty member must have activity in three domains.

4.14.a. The program must demonstrate dissemination of scholarly activity within and external to the program by the following methods:

- faculty participation in grand rounds, posters, workshops, quality improvement presentations, podium presentations, grant leadership, non-peer-reviewed print/electronic resources, articles or publications, book chapters, textbooks, webinars, service on professional committees, or serving as a journal reviewer, journal editorial board member, or editor;
- peer-reviewed publication.

The Review Committee will choose to require either first bullet or both bullets under 4.14.a., so programs are encouraged to reference the [specialty-specific Program Requirements](#). This [ACGME Review Committee Faculty Scholarly Activity Decisions](#) document provides a synopsis of the faculty scholarly activity requirement across all specialties and subspecialties. Some Review Committees also provide further information on their interpretation of these requirements in associated specialty-specific FAQs. These documents, for specialties that provide them, can be found on the Program Requirements and FAQs and Applications section of the [specialty-specific web pages](#).

COMMON PROGRAM REQUIREMENTS

Scholarship

Medicine is both an art and a science. The physician is a humanistic scientist who cares for patients. This requires the ability to think critically, evaluate the literature, appropriately assimilate new knowledge, and practice lifelong learning. The program and faculty must create an environment that fosters the acquisition of such skills through resident participation in scholarly activities. Scholarly activities may include discovery, integration, application, and teaching.

The ACGME recognizes the diversity of residencies and anticipates that programs prepare physicians for a variety of roles, including clinicians, scientists, and educators. It is expected that the program's scholarship will reflect its mission(s) and aims, and the needs of the community it serves. For example, some programs may concentrate their scholarly activity on quality improvement, population health, and/or teaching, while other programs might choose to utilize more classic forms of biomedical research as the focus for scholarship.

- 4.15. Resident Scholarly Activity
Residents must participate in scholarship ^(Core)

[The Review Committee may further specify]

GUIDANCE

The requirement for resident participation in scholarship in Common Program Requirement 4.15. is closely linked to the program responsibility of ensuring that the faculty members and residents are provided with a scholarly environment as specified in Common Program Requirement 4.13. and faculty scholarly activity as specified in Common Program Requirement 4.14.

Resident scholarly activity demonstrates to the Review Committees that the program can teach scholarship skills to residents and that an environment of scholarship exists in the program.

[The Review Committee may further specify]

Since Review Committees may specify requirements for resident scholarly activity, programs must review the specialty-specific Program Requirements:

1. Go to <https://www.acgme.org/specialties/>.
2. Select the applicable specialty.
3. Select “Program Requirements and FAQs and Applications” at the top of the specialty page.
4. Select the specialty Program Requirements currently in effect.

Questions about subspecialty Program Requirements related to resident scholarly activity should be directed to specialty Review Committee staff members.

Review Committees consider the wide variability in programs and the communities they serve when evaluating programs. For example, a program in a remote, rural community might focus on primary care education and training and may not want or have the resources to put together a million-dollar laboratory to study some characteristics of a murine model of disease. Instead, it may emphasize improving vaccination rates, increasing compliance with diabetes care, or determining how to deal with an opioid epidemic in the community.

Accreditation Data System (ADS) screenshots: resident scholarly activity instructions and data entry screens

1. Resident scholarly activity instructions

The screenshot displays the ADS interface for entering resident scholarly activity. At the top, there is a dropdown menu for "Academic Years" set to "2022 - 2023". Below this is a section titled "Resident Scholarly Activity" with a "Print" button. The text indicates that for the reporting year 2022-2023, activity should be entered for the previous year (2021-2022). It includes instructions to confirm "unconfirmed" residents and to enter only one year of activity during the previous academic year. A "Download Scholarly Activity Template" button is located at the bottom of the section.

The “Download Scholarly Activity Template” button in the screenshot above will pull up an Excel spreadsheet to enter information. The purpose of the spreadsheet is for programs to disseminate it to residents to aid in the collection of accurate scholarly activity data. The spreadsheet includes definitions of the different types of scholarly activities.

[Download Scholarly Activity Template](#)

	A	B	C	D	E	F	G	H	I	
1	Template for Resident Scholarly Activity that occurred during the previous academic year, between July 1st and June 30th									
2	Resident Scholarly Activity	PMID			Other Publications	Conference Presentations	Chapters / Textbooks	Participated in Research	Teaching / Presentations	
3		Pub Med IDs (assigned by PubMed) for articles published during the previous academic year. Pub Med ID (PMID) is a unique number assigned to each PubMed record. This is generally an 8 character numeric number. The PubMed Central reference number (PMCID) is different from the PubMed reference number (PMID). PubMed Central is an index of full-text papers, while PubMed is an index of abstracts.			Number of articles without PMIDs, non-peer reviewed publications, and peer-reviewed publications which are not recognized by the National Library of Medicine, and activities related to item-writing during the previous academic year.	Number of abstracts, posters, and presentations given at international, national, or regional meetings during the previous academic year.	Number of chapters or textbooks published during the previous academic year.	Participated in funded or non-funded basic science or clinical outcomes research project during the previous academic year.	Lecture, or presentation (such as grand rounds or case presentations) of at least 30 minute duration within the sponsoring institution or program during the previous academic year.	
4		Enter up to three PMIDs			Respond with total number			Response with Yes/No		
5	Resident Name	PMID 1	PMID 2	PMID 3	Other Publications	Conference Presentations	Chapters / Textbooks	Participated in research	Teaching / Presentations	
6										

- The resident scholarly activity summary provides a list of all residents in the program and allows programs to update scholarly activity information for each individual resident. **NOTE:** The information requested is for the previous academic year only. First-year residents in the program will not appear on the list.

Resident	PMID	Other Publications	Conference Presentations	Chapters Textbooks	Participated in Research	Teaching Presentations	
N	1	0	0	0	Y	Y	Edit
	2						
	3						
	1	0	0	0	N	Y	Edit
	2						
	3						
	1	0	0	0	N	Y	Edit
	2						
	3						

- The columns on the resident scholarly activity data entry screen have an “information” button that expands to provide a more specific definition of each type of scholarly activity. Those definitions are also provided in the downloadable Excel template and are included below.

- PubMed IDs (PMIDs):**
The PMID is a unique number assigned to each PubMed record. This is generally an eight-digit number. Enter up to four [PMIDs](#) (assigned by PubMed) for articles published during the previous academic year. The PubMed Central reference number (PMCID) is different from the PubMed reference number (PMID). PubMed Central is an index of full-text papers, while PubMed is an index of abstracts. If this resident is a designated osteopathic resident, use the checkboxes (if applicable) to indicate if an article integrated the application of Osteopathic Principles and Practice (OPP).

- **Other Publications:** Number of articles without PMIDs, non-peer-reviewed publications, peer-reviewed publications which are not recognized by the National Library of Medicine, and activities related to item-writing (e.g., board examination questions) during the previous academic year.
- **Conference Presentations:** Number of abstracts, posters, and presentations given at international, national, or regional meetings during the previous academic year.
- **Chapters/Textbooks:** Number of chapters or textbooks published during the previous academic year.
- **Participated in Research:** Participated in funded or non-funded basic science or clinical outcomes research project during the previous academic year.
- **Teaching Presentations:** Lecture or presentation (such as grand rounds or case presentations) of at least 30-minute duration within the Sponsoring Institution or program during the previous academic year.

4. The screenshots below depict the individual resident scholarly activity data entry.

✕ Cancel

Edit Scholarly Info for [redacted]

Did [redacted] have Scholarly Activity for academic year 2021 - 2022:

Yes
 No

Pub Med IDs
[Pub Med ID lookup >](#)
Pub Med Ids (assigned by PubMed) for articles published between 7/1/2021 and 6/30/2022. List up to 3. Pub Med ID (PMID) is a unique number assigned to each PubMed record. This is generally an 8-digit number. The PubMed Central reference number (PMCID) is different from the PubMed reference number (PMID). PubMed Central is an index of full-text papers, while PubMed is an index of abstracts. If this resident is a designated osteopathic resident, use the checkboxes (if applicable) to indicate if an article integrated the application of Osteopathic Principles and Practice (OPP).

PMID 1	PMID 2	PMID 3
<input type="text"/>	<input type="text"/>	<input type="text"/>

Other Publications
Number of articles without PMIDs, non-peer reviewed publications, peer-reviewed publications which are not recognized by the National Library of Medicine, and activities related to item-writing between 7/1/2021 and 6/30/2022

Conference Presentations
Number of abstracts, posters, and presentations given at international, national, or regional meetings between 7/1/2021 and 6/30/2022

Chapters / Textbooks
Number of chapters or textbooks published between 7/1/2021 and 6/30/2022

Participated in Research
Participated in funded or non-funded basic science or clinical outcomes research project between 7/1/2021 and 6/30/2022

Yes
 No

Teaching / Presentations
Lecture, or presentation (such as grand rounds or case presentations) of at least 30 minute duration within the sponsoring institution or program between 7/1/2021 and 6/30/2022

Yes
 No

If a program sends its residents to a one-month rotation at a participating site where faculty members produce a large amount of scholarly activity, it would be improper for the program to

list all the scholarly activities at that participating site. Doing so does not meet substantial compliance with the requirement to create an environment of scholarship. The idea behind this requirement is that residents be “immersed” in an environment of scholarship and inquiry throughout their educational programs.

COMMON PROGRAM REQUIREMENTS

Section 5: Evaluation

5.1. Resident Evaluation: Feedback and Evaluation

Faculty members must directly observe, evaluate, and frequently provide feedback on resident performance during each rotation or similar educational assignment. ^(Core)

Background and Intent: Feedback is ongoing information provided regarding aspects of one's performance, knowledge, or understanding. The faculty empower residents to provide much of that feedback themselves in a spirit of continuous learning and self-reflection. Feedback from faculty members in the context of routine clinical care should be frequent, and need not always be formally documented.

Formative and summative evaluation have distinct definitions. Formative evaluation is *monitoring resident learning* and providing ongoing feedback that can be used by residents to improve their learning in the context of provision of patient care or other educational opportunities. More specifically, formative evaluations help:

- residents identify their strengths and weaknesses and target areas that need work
- program directors and faculty members recognize where residents are struggling and address problems immediately

Summative evaluation is *evaluating a resident's learning* by comparing the residents against the goals and objectives of the rotation and program, respectively. Summative evaluation is utilized to make decisions about promotion to the next level of training, or program completion.

End-of-rotation and end-of-year evaluations have both summative and formative components. Information from a summative evaluation can be used formatively when residents or faculty members use it to guide their efforts and activities in subsequent rotations and to successfully complete the residency program.

Feedback, formative evaluation, and summative evaluation compare intentions with accomplishments, enabling the transformation of a neophyte physician to one with growing expertise.

Background and Intent: Faculty members should provide feedback frequently throughout the course of each rotation. Residents require feedback from faculty members to reinforce well-performed duties and tasks, as well as to correct deficiencies. This feedback will allow for the development of the learner as they strive to achieve the Milestones. More frequent feedback is strongly encouraged for residents who have deficiencies that may result in a poor final rotation evaluation.

5.1.a. Evaluation must be documented at the completion of the assignment. ^(Core)

5.1.a.1. For block rotations of greater than three months in duration, evaluation must be documented at least every three months. ^(Core)

- 5.1.a.2. Longitudinal experiences, such as continuity clinic in the context of other clinical responsibilities, must be evaluated at least every three months and at completion. ^(Core)**
- 5.1.b. The program must provide an objective performance evaluation based on the Competencies and the specialty-specific Milestones. ^(Core)**
 - 5.1.b.1. The program must use multiple evaluators (e.g., faculty members, peers, patients, self, and other professional staff members); and, ^(Core)**
 - 5.1.b.2. The program must provide that information to the Clinical Competency Committee for its synthesis of progressive resident performance and improvement toward unsupervised practice. ^(Core)**
- 5.1.c. The program director or their designee, with input from the Clinical Competency Committee, must meet with and review with each resident their documented semi-annual evaluation of performance, including progress along the specialty-specific Milestones; ^(Core)**
- 5.1.f. At least annually, there must be a summative evaluation of each resident that includes their readiness to progress to the next year of the program, if applicable. ^(Core)**
- 5.1.g. The evaluations of a resident's performance must be accessible for review by the resident. ^(Core)**

[The Review Committee may further specify under any requirement in 5.1.a. - g.]

GUIDANCE

The requirements included in this section are generally self-explanatory, including descriptions of evaluation frequency and when they should be performed.

5.1. Faculty members must directly observe, evaluate, and frequently provide feedback on resident performance during each rotation or similar educational assignment.

Common Program Requirement 5.1. is unequivocal in stating that direct observation is key to the evaluation of resident performance and progress. The Background and Intent box further emphasizes that “faculty members should provide feedback frequently throughout the course of each rotation. Residents require feedback from faculty members to reinforce well-performed duties and tasks, as well as to correct deficiencies. [This feedback will allow for development of learners as they strive to achieve the Milestones.] More frequent feedback is strongly encouraged for residents who have deficiencies that may result in a poor final rotation evaluation.”

Evaluation and feedback can be provided during the provision of clinical care for any of the six required Competency areas. Faculty members have many responsibilities that sometimes require short clinical rotations of five days or less. It is important to note that continuity of observation is just as important; even in short rotations, continuity allows faculty members to know the resident and for the resident to observe the faculty members.

5.1.a. Evaluation must be documented at the completion of the assignment.

Timely faculty member completion of resident evaluation following completion of an assignment is crucial to a resident’s development. Evaluation must address strengths and areas for improvement. Requirements 5.1.a.1. and 2. further specify that for block rotations or continuity experiences that are longer than three months in duration, an evaluation must be documented at least every three months.

ADS screenshots: overall evaluation methods

As part of an application for accreditation or the Updated Application for a program on Initial Accreditation, the program director must answer or update the following question regarding end of rotation evaluations.

3. Describe the system that ensures faculty members will complete written evaluations of residents/fellows in a timely manner following each rotation or educational experience.

5.1.b. The program must provide an objective performance evaluation based on the Competencies and the specialty-specific Milestones, and must: (Core)

5.1.b.1. The program must use multiple evaluators (e.g., faculty members, peers, patients, self, and other professional staff members); and,

In addition to faculty members, residents interact with many other health providers, including nurses, physician assistants, other physicians, residents, fellows, peers, and patients. The input of the relevant individuals or groups is needed to provide an overall picture of resident performance. Notably, residents asked to provide a self-evaluation using the Milestones have been shown to develop a better perspective of their own performance.

5.1.b.2. The program must provide that information to the Clinical Competency Committee for its synthesis of progressive resident performance and improvement toward unsupervised practice.

5.1.c. The program director or their designee, with input from the Clinical Competency Committee, must meet with and review with each resident their documented semi-annual evaluation of performance, including progress along the specialty-specific Milestones; (Core)

Although this requirement is self-explanatory, it is critical to note that the semi-annual evaluation of performance must include a review of the resident's progress on the specialty-specific milestones. As the Background and Intent further states, "Learning is an active process that requires effort from the teacher and the learner. Faculty members evaluate a resident's performance at least at the end of each rotation. The program director or their designee will review those evaluations, including their progress on the Milestones, at a minimum of every six months. Residents should be encouraged to reflect upon the evaluation, using the information to reinforce well-performed tasks or knowledge or to modify deficiencies in knowledge or practice. Working together with the faculty members, residents should develop an individualized learning plan."

Accreditation Data System (ADS) screenshot: semi-annual evaluation

The program director must answer or update the following question as part of an application or updated application to acknowledge meeting with the residents to review their documented semi-annual evaluation of performance, including progress along the specialty-specific milestones.

<p>6. Does the program director or a program director designee meet and review with all residents/fellows their individual documented evaluation of performance, including progress along the specialty- or subspecialty-specific Milestones, on a semi-annual basis?</p> <p><input checked="" type="radio"/> Yes <input type="radio"/> No</p>
--

5.1.f. At least annually, there must be a summative evaluation of each resident that includes their readiness to progress to the next year of the program, if applicable.

The end-of-year, summative evaluation of each resident must include a specific statement about the resident's readiness to progress to the next year of the program and it should be discussed by the Clinical Competency Committee.

5.1.g. The evaluations of a resident's performance must be accessible for review by the resident.

Residents must be able to access their performance evaluations, which could be in electronic or hard copy format, depending on the system used by each program.

COMMON PROGRAM REQUIREMENTS

Section 5: Evaluation

5.1. Resident Evaluation: Feedback and Evaluation

Faculty members must directly observe, evaluate, and frequently provide feedback on resident performance during each rotation or similar educational assignment. (Core)

Background and Intent: Feedback is ongoing information provided regarding aspects of one's performance, knowledge, or understanding. The faculty empower residents to provide much of that feedback themselves in a spirit of continuous learning and self-reflection. Feedback from faculty members in the context of routine clinical care should be frequent, and need not always be formally documented. Formative and summative evaluation have distinct definitions.

Formative evaluation is monitoring resident learning and providing ongoing feedback that can be used by residents to improve their learning in the context of provision of patient care or other educational opportunities. More specifically, formative evaluations help:

- residents identify their strengths and weaknesses and target areas that need work
- program directors and faculty members recognize where residents are struggling and address problems immediately

Summative evaluation is evaluating a resident's learning by comparing the residents against the goals and objectives of the rotation and program, respectively. Summative evaluation is utilized to make decisions about promotion to the next level of training, or program completion.

End-of-rotation and end-of-year evaluations have both summative and formative components. Information from a summative evaluation can be used formatively when residents or faculty members use it to guide their efforts and activities in subsequent rotations and to successfully complete the residency program.

Feedback, formative evaluation, and summative evaluation compare intentions with accomplishments, enabling the transformation of a neophyte physician to one with growing expertise.

Background and Intent: Faculty members should provide feedback frequently throughout the course of each rotation. Residents require feedback from faculty members to reinforce well-performed duties and tasks, as well as to correct deficiencies. This feedback will allow for the development of the learner as they strive to achieve the Milestones. More frequent feedback is strongly encouraged for residents who have deficiencies that may result in a poor final rotation evaluation.

- 5.1.d. The program director or their designee, with input from the Clinical Competency Committee, must assist residents in developing individualized learning plans to capitalize on their strengths and identify areas for growth; and (Core)

GUIDANCE

Common Program Requirement 5.1.d. was written with the intention of ensuring that the program director and faculty members help residents to develop individualized learning plans (ILPs) that capitalize on their strengths and identify any areas that need additional support or effort.

Generally, ILPs include self-assessment and reflection, career goals, development of plans to achieve the goal(s), assessment of progress toward the goal(s), and revising/generating new goals. An ILP is a living document that must be reviewed to ensure progress and refocus as needed. Goals can be short term and/or long term. ILPs help residents learn the concepts of lifelong learning and practice-based learning and improvement.

Barriers to successful implementation of an ILP (identified by residents)

- difficulty with self-reflection
- environmental strain: fatigue, time constraints
- competing demands: personal and work
- difficulty with goal generation

Difficulties in developing a plan and plan implementation

- not seeing the patient population needed for clinical goals
- not having time to consistently review the plan with a mentor
- Lack of objective measures when goals that were created goals cannot be tracked

The ACGME has developed several resources for programs that include more information on ILPs, including components of an ILP and what ILPs are and what they are not. The [Clinical Competency Committee Guidebook](#) provides more insight on this requirement and ILPs.

Components of an ILP (Li and Burke, 2010)

- reflection on goals and self-assessment of strengths and weaknesses
- generation of specific learning goals and/or objectives
- specific plans or strategies to achieve each goal focused on what the learner will do to improve
- mutual agreement on how the assessment of progress on each goal will be determined
- eventual revision of goals or creation of new goals based on performance
- expected timeline

ILPs are:

- formulated by the individual (resident/fellow) – made by the learner, for the learner;
- guided by a facilitator (faculty member, advisor, coach, or program director);
- an exercise in self-assessment and self-reflection;
- iterative;
- an ACGME core requirement; and
- an indicator of insight and ability to become an independent lifelong learner.

ILPs are not:

- set in stone – they can and should be revisited by both the learner and the facilitator;
- a portfolio;
- evaluations; or
- The sole or major responsibility of the program director (or faculty) or the program.

References/Resources

1. Li, Su-Ting T., and Ann E. Burke. 2010. "Individualized Learning Plans: Basics and Beyond." *Academic Pediatrics* 10(5): 289–92. <https://doi.org/10.1016/j.acap.2010.08.002>.
2. Li, Su-Ting T., Debora A. Paterniti, John Patrick T. Co, and Daniel C. West. 2010. "Successful Self-Directed Lifelong Learning in Medicine: A Conceptual Model Derived From Qualitative Analysis of a National Survey of Pediatric Residents." *Academic Medicine* 85(7): 1229–36. <https://doi.org/10.1097/acm.0b013e3181e1931c>.
3. Li, Su-Ting T., Debora A. Paterniti, Daniel J. Tancredi, John Patrick T. Co, and Daniel C. West. 2011. "Is Residents' Progress on Individualized Learning Plans Related to the Type of Learning Goal Set?" *Academic Medicine* 86(10): 1293-1299. [doi:10.1097/ACM.0b013e31822be22b](https://doi.org/10.1097/ACM.0b013e31822be22b).
4. University of Washington Graduate Medical Education. "Resident and Fellow Education: Individualized Learning Plan (ILP)." <https://sites.uw.edu/uwgme/resident-evaluation/#ilp>. Accessed 2023.

COMMON PROGRAM REQUIREMENTS

Section 5: Evaluation

5.1. Resident Evaluation: Feedback and Evaluation

Faculty members must directly observe, evaluate, and frequently provide feedback on resident performance during each rotation or similar educational assignment. ^(Core)

Background and Intent: Feedback is ongoing information provided regarding aspects of one's performance, knowledge, or understanding. The faculty empower residents to provide much of that feedback themselves in a spirit of continuous learning and self-reflection. Feedback from faculty members in the context of routine clinical care should be frequent, and need not always be formally documented.

Formative and summative evaluation have distinct definitions. Formative evaluation is *monitoring resident learning* and providing ongoing feedback that can be used by residents to improve their learning in the context of provision of patient care or other educational opportunities. More specifically, formative evaluations help:

- residents identify their strengths and weaknesses and target areas that need work
- program directors and faculty members recognize where residents are struggling and address problems immediately

Summative evaluation is *evaluating a resident's learning* by comparing the residents against the goals and objectives of the rotation and program, respectively. Summative evaluation is utilized to make decisions about promotion to the next level of training, or program completion.

End-of-rotation and end-of-year evaluations have both summative and formative components. Information from a summative evaluation can be used formatively when residents or faculty members use it to guide their efforts and activities in subsequent rotations and to successfully complete the residency program.

Feedback, formative evaluation, and summative evaluation compare intentions with accomplishments, enabling the transformation of a neophyte physician to one with growing expertise.

Background and Intent: Faculty members should provide feedback frequently throughout the course of each rotation. Residents require feedback from faculty members to reinforce well-performed duties and tasks, as well as to correct deficiencies. This feedback will allow for the development of the learner as they strive to achieve the Milestones. More frequent feedback is strongly encouraged for residents who have deficiencies that may result in a poor final rotation evaluation.

- 5.1.e. The program director or their designee, with input from the Clinical Competency Committee, must develop plans for residents failing to progress, following institutional policies and procedures. ^(Core)

Background and Intent: Learning is an active process that requires effort from the teacher and the learner. Faculty members evaluate a resident's performance at least at the end of each rotation. The program director or their designee will review those evaluations, including their progress on the Milestones, at a minimum of every six months. Residents should be encouraged to reflect upon the evaluation, using the information to reinforce well-performed tasks or knowledge or to modify deficiencies in knowledge or practice. Working together with the faculty members, residents should develop an individualized learning plan.

Residents who are experiencing difficulties with achieving progress along the Milestones may require intervention to address specific deficiencies. Such intervention, documented in an individual remediation plan developed by the program director or a faculty mentor and the resident, will take a variety of forms based on the specific learning needs of the resident. However, the ACGME recognizes that there are situations which require more significant intervention that may alter the time course of resident progression. To ensure due process, it is essential that the program director follow institutional policies and procedures.

GUIDANCE

5.1.e. The program director or their designee, with input from the Clinical Competency Committee, must develop plans for residents failing to progress, following institutional policies and procedures.

The Background and Intent reinforces the importance of institutional policies and procedures in this process: “To ensure due process, it is essential that the program director follow institutional policies and procedures.” It is, therefore, strongly encouraged that program directors work closely with the designated institutional official (DIO) to ensure all applicable policies and procedures are followed and the appropriate institutional departments are engaged in the process of addressing residents failing to progress at the appropriate time. The goal of these processes is to help residents in difficulty to succeed while also ensuring appropriate documentation of resident performance and due process.

Milestones assessments and evaluations by the Clinical Competency Committee (CCC) are essential to the early identification of residents in difficulty.

To assist with fulfilling this responsibility, the ACGME has developed a [Remediation Toolkit](#) authored by experts from across the country. This free course consists of 11 modules covering a range of essential topics related to remediation. These modules will equip educators and administrators with a solid foundation for addressing the needs of struggling learners, implementing effective remediation strategies, and fostering a supportive and conducive learning environment in GME. The toolkit is available in [Learn at ACGME](#) and is part of a suite of materials to aid in faculty development, including the *Improving Assessment Using Direct Observation Toolkit* and the *Developing Faculty Competencies in Assessment Course*.

The studies listed below address the issue of residents failing to progress.

1. Cosco, Dominique, Denise Dupras, Maggie So, Eugene Lee, Jason Schneider, and Randall Edson. 2014. “Look on the Bright Side: Case Studies in Successful Remediation of Problem Learners. Tools for Faculty and Staff/Remediation.” *Academic Medicine Insight* 12(3): 8-11.

Cosco et al. studied cases in which remediation of problem learners was successful and identified some key steps

- identification of the issue (competency-based)
- multiple sources of learner assessment
- early feedback and intervention
- resident reflection with buy-in
- specific remediation goals with outlined consequences for failure to meet goals
- frequent follow-up
- group effort
- thorough documentation

2. Dupras, Denise M., Randall S. Edson, Andrew J. Halvorsen, Robert H. Hopkins, and Furman S. McDonald. 2012. ““Problem Residents’: Prevalence, Problems and Remediation in the Era of Core Competencies.” *The American Journal of Medicine* 125,(4): 421–25. <https://doi.org/10.1016/j.amimed.2011.12.008>.

The authors studied the prevalence of residents in difficulty, and the problems associated with placing a resident in remediation. They suggested a change of terms from “problem residents” to “residents in difficulty” (RID).

The authors conducted a survey of members of the Association of Program Directors in Internal Medicine:

- 372 program directors were surveyed (97.1% of 383 US categorical internal medicine programs).
- 268 program directors (72%) completed the survey.
- 197 program directors reported RID.
- 3.5% of residents were identified as RID (532 of 15,031 total residents with a mean of 2.9 RIDs per program).

They noted that factors that correlated with subsequent need for probation/remediation included low scores on the Internal Medicine In-Training Examination and the US Medical Licensing Examination Step 3.

Residents in difficulty were most frequently identified by faculty member (#1). They were also identified by supervising/chief residents, program directors, fellows, and nurses.

The most common deficiencies of residents in difficulty identified in this study included:

- patient care (53%);
- medical knowledge (48%);
- organization/prioritization, communication (40%);
- professionalism (41%); and
- the majority (77%) had MULTIPLE deficiencies.

The most common contributing factors to residents having difficulty in the study were:

- depression
- anxiety
- personality disorders

Less common contributing factors to residents having difficulty included:

- learning disability
- illness
- substance use disorder
- divorce

In this study, the authors noted that actions taken by program directors to address residents in difficulty included:

- remediation (including repeating a rotation or an entire year)
- disciplinary action
- probation
- dismissal

In this study, only 34.5% of program directors retrospectively identified warning signs.

Conclusions:

- The majority of residents in difficulty have deficiencies in multiple competencies.
- Medical knowledge and patient care deficiencies are much easier to remediate.
- Deficiencies in professionalism are common (41%).
- Residents respond poorly to remediation.
- There is a concern that unprofessional behavior in residents is predictive of future disciplinary action by specialty boards.

3. Lefebvre, Cedric, Kelly Williamson, Peter Moffett, Angela Cummings, Beth Gianopoulos, Elizabeth Winters, and Mitchell Sokolosky. 2018. “Legal Considerations in the Remediation and Dismissal of Graduate Medical Trainees.” *Journal of Graduate Medical Education* 10,(3): 253–57. <https://doi.org/10.4300/jgme-d-17-00813.1>.

Lefebvre et al. reviewed the legal considerations in placing residents in remediation or dismissing them from the program, and have the following summary points:

- Sponsoring Institutions and their programs must provide residents with due process in cases of contract non-renewal, non-promotion, suspension, or dismissal.
 - Adherence to remediation policy, use of consistent remediation language, and documentation of all phases of remediation are important to optimize outcomes and limit legal liability when dismissal occurs.
 - Programs are generally on solid legal ground when they exercise due process for the remediated resident, when they take actions based on educational standards and patient safety, and when they only disclose educational records to inquiring parties in good faith.
 - Courts have consistently declined to consider the tort of educational malpractice.

4. Papadakis, Maxine A., Gerald K. Arnold, Linda L. Blank, Eric S. Holmboe, and Rebecca S. Lipner. 2008. “Performance during Internal Medicine Residency Training and Subsequent Disciplinary Action by State Licensing Boards.” *Annals of Internal Medicine* 148,(11): 869. <https://doi.org/10.7326/0003-4819-148-11-200806030-00009>.

Papadakis et al. evaluated the incidence of subsequent disciplinary action by state licensing boards according to performance during residency and concluded that poor performance on behavioral and cognitive measures during residency is associated with greater risk for state licensing board actions against practicing physicians at every point on a performance continuum. These findings support the ACGME standards for professionalism and cognitive performance and the development of best practices to remediate these deficiencies.

5. Smith, Jessica, Monica Lypson, Mark Silverberg, Moshe Weizberg, Tiffany Murano, Michael Lukela, and Sally Santen. 2017 “Defining Uniform Processes for Remediation, Probation and Termination in Residency Training.” *Western Journal of Emergency Medicine* 18,(1): 110–13. <https://doi.org/10.5811/westjem.2016.10.31483>.

The authors state that: “It is important that residency programs identify trainees who progress appropriately, as well as identify residents who fail to achieve educational milestones as expected so they may be remediated. The process of remediation varies greatly across training programs, due in part to the lack of standardized definitions for good standing, remediation, probation and termination.”

The authors provided standardized definitions for terms used in remediation, probation, and termination related to residency education as listed below:

Informal Remediation: The first step in the process when warning signs of problems exist but are not so significant that formal remediation is warranted. This is a critical time to start documentation of the process to determine if there is an eventual need to escalate to a formal remediation process. Many programs have developed documentation templates or standard language, and completed forms or email notifications to the resident are placed in the resident's file. Some create confidential notes placed in "shadow files," which are destroyed once the remediation process is completed successfully.

It is important to engage the program director, CCC, and resident at this stage.

Formal Remediation: The next step in the management of residents in difficulty. This step is implemented when the resident fails to correct identified deficiencies during informal remediation or when the deficiencies are so significant that the step of informal remediation is skipped.

- Components of formal remediation:
 - Document the need for formal remediation and inform the resident in writing. It is important that the resident read and sign a formal document. The document must also be signed by the program director.
 - Provide the resident with program and institutional grievance and due process policies.
 - Determine the length of time of formal remediation, decided by the program director and the CCC. Do not leave the date open-ended — there must be a target date.
 - Create a correction plan with expected outcomes — there must be specific targets based on the deficiencies.
 - Include a time frame for reassessment and the consequences of not meeting the expected outcome within the time frame.
 - Place all documentation in the resident's file.
 - Notify the graduate medical education (GME) office, including the DIO.

Probation: Probation is initiated when a resident fails to correct deficiencies identified during formal remediation. The program director and the CCC may place a resident on immediate probation if major problems occur.

Some programs set a limit of six months to the period of formal remediation. If there is no or not enough improvement after six months of formal remediation, the resident is then placed on probation.

Notes related to probation:

- The period of probation must be definite, not open-ended.
- The program must follow due process, especially if non-renewal or termination is being considered.
- The same points listed in formal remediation need to be followed: dates, target outcome, consequences of not meeting the requirements, and documentation.
- The GME office *must* be involved. Other participants in the probation process include the program director, the CCC, the department chair, and faculty members assigned to remediate the resident.
- The legal department must be involved.
- Probation must be disclosed in the final Verification of Graduate Medical Education Training (VGMET) Form, employment letters, and letters of references.

- If the resident does not meet the requirements outlined in the letter of probation, the program may choose non-renewal of contract, or termination.

Termination: A resident may be terminated if that resident fails to meet the terms of probation. In some instances, a resident may be terminated immediately if the problem is severe enough.

- Those involved in the process of probation must be involved in the termination process. In addition, if there is a house officer/resident union, a representative of the union needs to be involved.
- Termination must be disclosed in the final VGMET Form, employment letters, and letters of references.

COMMON PROGRAM REQUIREMENTS

Section 5: Evaluation

5.2 Resident Evaluation: Final Evaluation

- The program director must provide a final evaluation for each resident upon completion of the program. ^(Core)
- 5.2.a. The specialty-specific Milestones, and when applicable, the specialty-specific Case Logs, must be used as tools to ensure residents are able to engage in autonomous practice upon completion of the program. ^(Core)
- 5.2.b. The final evaluation must become part of the resident's permanent record maintained by the institution, and must be accessible for review by the resident in accordance with institutional policy; ^(Core)
- 5.2.c. The final evaluation must verify that the resident has demonstrated the knowledge, skills, and behaviors necessary to enter autonomous practice; and, ^(Core)
- 5.2.d. The final evaluation must be shared with the resident upon completion of the program. ^(Core)

GUIDANCE

It is important to note that the final evaluation requirement specified in Common Program Requirement 5.2 is different from the verification of training and education specified in Common Program Requirement 2.6.j. Program directors may use one form to meet both the requirement for final evaluation and verification of training and education, but they must ensure that the final evaluation includes the specific elements identified in Common Program Requirement 5.2.a. Some of the most common elements that are missed by programs and are cited by Review Committees when programs use the same form for verification of training and final evaluation relate to:

- the specific language around readiness for autonomous practice; and,
- review of milestones and, as applicable, Case Log System data.

The [Verification of Graduate Medical Education Training \(VGMET\)](#) Form, which programs can use or adapt to their needs, was jointly developed by several organizations: the American Hospital Association (AHA), the National Association Medical Staff Services (NAMSS), the Organization of Program Director Associations (OPDA), and the ACGME. It is designed to satisfy national credentialing standards, and to be completed once (and only once) by the program director, and then copied and re-used in perpetuity.

5.2.a. The specialty-specific Milestones, and when applicable, the specialty-specific Case Logs, must be used as tools to ensure residents are able to engage in autonomous practice upon completion of the program.

As Common Program Requirement 5.2.a. specifies, the program director must use the specialty-specific Milestones, and when applicable, the specialty-specific Case Logs as tools to ensure residents are able to engage in autonomous practice upon completion of the program. However, the program director should consider a number of other items to make the determination about a resident's ability to engage in autonomous practice (e.g., semi-annual and summative evaluations; recommendations from the Clinical Competency Committee).

Milestones

Milestones evaluation is an educational and formative assessment methodology designed to help promote improvement in every specialty and subspecialty graduate medical education (GME) program in the United States. The Milestones were not designed or intended for use by external entities, such as state medical licensing boards or credentialing entities, to inform or to make high-stakes decisions. The ACGME is concerned that GME programs may artificially inflate individual Milestones assessment data if the Milestones are used for high-stakes decisions. Their value would risk being lost as an honest and valuable assessment tool for continuous improvement and professional development.

The Milestones are designed only for use in evaluation of residents in the context of their participation in ACGME-accredited programs. The Milestones provide a framework for the assessment of the development of the resident in key dimensions of the elements of physician competence in a specialty. They neither represent the entirety of the dimensions of the six Core Competency domains, nor are they designed to be relevant in any other context.

The Level 4 milestones are designed as the graduation target but do not represent a graduation requirement. Making decisions about readiness for graduation is the purview of the residency

program director. (See the [Milestones FAQs](#) for further discussion of this issue: “Can a resident/fellow graduate if he or she does not reach every milestone?”).

NOTE: Program directors are urged to read the following article regarding appropriate use of the [Milestones](#) (located under the Other Resources heading):

- Use of Individual Milestones Data by External Entities for High Stakes Decisions - A Function for Which they Are not Designed or Intended

Milestones resources

The ACGME provides many resources for residents, faculty members, and program administration and leadership, and new resources are developed regularly. Visit the [Milestones/Resources](#) section of the ACGME website to review available resources and tools.

ACGME Case Log System

When applicable, Case Logs must also be used by the program director to determine if residents are able to engage in independent practice upon completion of their educational program. The program director should monitor residents’ Case Logs throughout their training to ensure they are able to meet Case Log minima for their specialty, if applicable, and to achieve competence in key procedures.

5.2.b. The final evaluation must become part of the resident’s permanent record maintained by the institution, and must be accessible for review by the resident in accordance with institutional policy.

This requirement is self-explanatory.

5.2.c. The final evaluation must verify that the resident has demonstrated the knowledge, skills, and behaviors necessary to enter autonomous practice.

It is important for the program director to affirmatively state in the final evaluation, “Dr. [resident name] has demonstrated the knowledge, skills, and behaviors necessary to enter autonomous practice.” It is also desirable to add the specialty or subspecialty, i.e., “...to enter autonomous practice of [specialty].” This is a frequently missed and cited requirement and therefore, program directors are strongly encouraged to ensure that this language is included in the final evaluation.

While Milestones assessments and Case Logs must be used in the determination of an individual resident’s ability to practice autonomously, the achievement of specific milestones by an individual resident or the number of procedures performed do not need to be documented in the final evaluation.

5.2.d. The final evaluation must be shared with the resident upon completion of the program.

This requirement is self-explanatory.

COMMON PROGRAM REQUIREMENTS

Section 5: Evaluation

5.3. Clinical Competency Committee

A Clinical Competency Committee must be appointed by the program director.
(Core)

- 5.3.a. At a minimum, the Clinical Competency Committee must include three members of the program faculty, at least one of whom is a core faculty member. (Core)
- 5.3.b. Additional members must be faculty members from the same program or other programs, or other health professionals who have extensive contact and experience with the program's residents. (Core)

Background and Intent: The requirements regarding the Clinical Competency Committee do not preclude or limit a program director's participation on the Clinical Competency Committee. The intent is to have flexibility for each program to decide the best structure for its own circumstances, but a program should consider: Its program director's other roles as resident advocate, advisor, and confidante; the impact of the program director's presence on the other Clinical Competency Committee members' discussions and decisions; the size of the program faculty; and other program-relevant factors. Inclusivity is an important consideration in the appointment of Clinical Competency Committee members, allowing for diverse participation to ensure fair evaluation. The program director has final responsibility for resident evaluation and promotion decisions.

Program faculty may include more than the physician faculty members, such as other physicians and non-physicians who teach and evaluate the program's residents. There may be additional members of the Clinical Competency Committee. Chief residents who have completed core residency programs in their specialty may be members of the Clinical Competency Committee.

- 5.3.c. The Clinical Competency Committee must review all resident evaluations at least semi-annually. (Core)
- 5.3.d. The Clinical Competency Committee must determine each resident's progress on achievement of the specialty-specific Milestones; and. (Core)
- 5.3.e. The Clinical Competency Committee must meet prior to the residents' semi-annual evaluations and advise the program director regarding each resident's progress. (Core)

GUIDANCE

The membership of the Clinical Competency Committee (CCC) and the roles of the program director, physician and non-physician faculty members, and chief residents are outlined in the Background and Intent section preceding these requirements. The requirements are purposefully stated in general terms to allow programs flexibility to include individuals who are most appropriate locally, and to structure their meetings according to their specific needs. Note that the role of the chief resident on the CCC is clarified. Chief residents who have completed specialty or core residency programs can be members of the CCC. For example, someone who has completed an internal medicine or pediatrics residency program and is then appointed as chief resident would qualify for membership. However, chief residents in surgery are in their fifth year of the educational program and are residents, and therefore cannot serve on the CCC.

Program coordinators are essential in the CCC process through their involvement with many, if not all, aspects of the program, and their knowledge of the residents. Program coordinators may attend CCC meetings in an administrative role at the discretion of the program director. However, the program coordinator cannot be a CCC member, or make judgments in or after the meeting regarding resident performance. Program coordinators should provide assessment and feedback through the program's assessment system, such as by participating in multisource assessment instruments.

Accreditation Data System (ADS) screenshot: Clinical Competency Committee membership

Programs are expected to provide the membership of the CCC as part of a new application or during the Initial Accreditation period. This question is located on the Program Tab > Overall Evaluation Methods – CCC Membership.



Overall Evaluation Methods

1. List the members of the Clinical Competency Committee

5.3.c.: If there is a disagreement in assessment between the program director and the CCC, note **5.2. The program director must provide a final evaluation for each resident upon completion of the program.** *(Core)*

Common Program Requirements 5.3.c. – e. articulate three critical responsibilities of the CCC. The CCC must review all resident evaluations at least semi-annually. Based on the size and structure of the program, this expectation may be insufficient to assess all residents and some programs may have CCCs that meet quarterly or monthly. The CCC is also responsible for reviewing each resident's progress on the specialty-specific Milestones. Finally, the CCC must meet prior to the residents' semi-annual evaluations and advise the program director about each resident's progress.

Resources

Online resources related to CCCs and the Milestones can be found at <https://www.acgme.org/milestones/resources/>.

COMMON PROGRAM REQUIREMENTS

Section 5: Evaluation

- 5.4. Faculty Evaluation** The program must have a process to evaluate each faculty member's performance as it relates to the educational program at least annually. (Core)

Background and Intent: The program director is responsible for the educational program and all educators. While the term "faculty" may be applied to physicians within a given institution for other reasons, it is applied to residency program faculty members only through approval by a program director. The development of the faculty improves the education, clinical, and research aspects of a program. Faculty members have a strong commitment to the resident and desire to provide optimal education and work opportunities. Faculty members must be provided feedback on their contribution to the mission of the program. All faculty members who interact with residents desire feedback on their education, clinical care, and research. If a faculty member does not interact with residents, feedback is not required. With regard to the diverse operating environments and configurations, the residency program director may need to work with others to determine the effectiveness of the program's faculty performance with regard to their role in the educational program. All teaching faculty members should have their educational efforts evaluated by the residents in a confidential and anonymous manner. Other aspects for the feedback may include research or clinical productivity, review of patient outcomes, or peer review of scholarly activity. The process should reflect the local environment and identify the necessary information. The feedback from the various sources should be summarized and provided to the faculty on an annual basis by a member of the leadership team of the program.

- 5.4.a.** This evaluation must include a review of the faculty member's clinical teaching abilities, engagement with the educational program, participation in faculty development related to their skills as an educator, clinical performance, professionalism, and scholarly activities. (Core)
- 5.4.b.** This evaluation must include written, anonymous, and confidential evaluations by the residents. (Core)
- 5.4.c.** Faculty members must receive feedback on their evaluations at least annually. (Core)
- 5.4.d.** Results of the faculty educational evaluations should be incorporated into program-wide faculty development plans. (Core)

Background and Intent: The quality of the faculty's teaching and clinical care is a determinant of the quality of the program and the quality of the residents' future clinical care. Therefore, the program has the responsibility to evaluate and improve the program faculty members' teaching, scholarship, professionalism, and quality care. This section mandates annual review of the program's faculty members for this purpose, and can be used as input into the Annual Program Evaluation.

GUIDANCE

The section of the Common Program Requirements addressing faculty evaluation has several components:

1. *who* to evaluate;
2. *what* to evaluate – clinical teaching abilities, engagement with the educational program, participation in faculty development related to their skills as an educator, clinical performance, professionalism and scholarly activities;
3. *when* to evaluate – faculty members' feedback on their evaluations at least annually; and
4. *how* to use evaluations – results of faculty educational evaluations incorporated into faculty development plans

Who to evaluate

As stated in the Background and Intent, all teaching faculty members who have significant interactions with the residents must receive feedback.

What to evaluate

Faculty members should be evaluated based on their role in resident education, including clinical care, teaching, and research, in aspects such as clinical productivity, review of patient outcomes, or peer review of scholarly activity. Sometimes, the program director may need to work with others to determine the effectiveness of faculty members' performance regarding their role in the educational program. The process should reflect the local environment and identify the necessary information.

As noted in the Background and Intent, assessment of faculty members is an important part of improving the teaching program. Feedback is important to help individual faculty members measure and increase their contribution to the mission of the program and improve their individual effectiveness as teachers. It is suggested that assessment include research and scholarly activity, clinical work, and educational activities. The specific requirement for written and confidential evaluations of faculty members is intended to collect the most honest feedback from the residents, which requires minimizing any possibility for fear of retaliation or intimidation of the residents resulting from comments made.

5.4.b. This evaluation must include written, anonymous, and confidential evaluations by the residents.

Programs with a small number of residents often struggle to maintain the confidentiality of a resident's evaluation. For a confidential evaluation, the reviewer is not known by the individual being evaluated, but the identity of the evaluator might be known by someone such as the program director or departmental chair. For an anonymous evaluation, the evaluator is not known by anyone, offering a higher level of security. Frequently, feedback from multiple anonymous evaluations is aggregated so that it is impossible to guess the individual source.

The advantage of a confidential evaluation is that someone can respond if needed to an egregious situation if it is reported or that a residency program director or departmental chair can place the information in better context. Confidential evaluations only work if the residents trust their identity will be kept secret, which requires they must have a high degree of trust in the individual who knows their identity. The trusted individual may be the program coordinator who is collecting the evaluations or the program director or department chair who oversees the faculty member. However, these individuals may be intimidating to a resident because of their supervisory relationship. In this instance, the trusted individual must be someone else,

particularly when the resident is evaluating the program director and the department chair. Another scenario has the trusted individual being someone outside of the program, such as the designated institutional official (DIO) or an individual who reports to a different department.

The advantage of an anonymous evaluation is that it is the most reassuring to the resident. Anonymous evaluations may be accomplished by collecting them via a system that does not identify an individual resident. Because it might be possible for faculty members to guess the identity by timing when the evaluation appears, the individual comments might be collected throughout the year and batched feedback might be best given at the end of the year or even over two years for very small programs. Another option is to batch resident feedback across multiple programs with which the faculty member is associated.

Confidentiality is at risk when the written evaluation contains details that might identify a specific patient, case, or resident interaction that the faculty member can recall and attribute to the specific individual resident.

Confidential faculty evaluations are a critical piece of information to help improve the program, but they are a special challenge in small programs. Some of the strategies above may help to collect that information while preserving confidentiality.

The ACGME monitors compliance with Common Program Requirements 5.4.-5.4.d. in various ways, including:

- questions answered by program leadership as part of an application or during the ADS Annual Update;
- documents submitted by programs as part of an application or site visit (e.g., sample evaluation forms);
- questions answered by residents and faculty members as part of the annual Resident/Fellow and Faculty Surveys; and
- questions asked by Accreditation Field Staff during site visits of the program at various stages of accreditation.

The Resident/Fellow and Faculty Surveys include several questions that address the requirements in section 5.4.-5.4.d. The ACGME has prepared two documents, a “Resident/Fellow Survey–Common Program Requirements Crosswalk” and a “Faculty Survey–Common Program Requirements Crosswalk,” to provide additional information for programs on the key areas addressed by the survey questions and how they map to the ACGME Common Program Requirements. These documents can be found at <https://www.acgme.org/data-systems-technical-support/resident-fellow-and-faculty-surveys>.

Many institutions have “home-grown” versions of faculty evaluation forms. In addition, departments may have annual evaluation forms that address clinical performance, role in education, and scholarship. Some examples of these efforts are included below:

1. **Kassis, Karyn, Rebecca Wallihan, Larry Hurtubise, Sara Goode, Margaret Chase, and John Mahan. 2017. “Milestone-Based Tool for Learner Evaluation of Faculty Clinical Teaching.” *MedEdPORTAL Publications* 13. https://doi.org/10.15766/mep_2374-8265.10626.**

Created a 10-question evaluation tool to assess clinical teaching skills with descriptive Milestones behavior anchors using a combination of the Stanford Faculty Development Clinical Teaching Model and annual ACGME Resident/Fellow Survey questions.

Conclusion: The tool provided faculty members with more meaningful teaching evaluations and feedback.

Domains:

- Milestone 1: Establishes positive learning domain
- Milestone 2: Maintains control of educational session
- Milestone 3: Establishes learning goals
- Milestone 4: Promotes understanding and retention of knowledge and skills
- Milestone 5: Provides formative feedback
- Milestone 6: Promotes clinical reasoning
- Milestone 7: Promotes evidence-based medicine
- Milestone 8: Promotes self-directed learning in learners
- Milestone 9: Balances supervision and autonomy
- Milestone 10: Displays professionalism

2. **Mintz, Marcy, Danielle A. Southern, William A. Ghali, and Irene W. Y. Ma. 2015.** “Validation of the 25-Item Stanford Faculty Development Program Tool on Clinical Teaching Effectiveness.” *Teaching and Learning in Medicine* 27(2): 174–81. <https://doi.org/10.1080/10401334.2015.1011645>.

Domains:

- Learning climate
- Control of session
- Communication of goals
- Promotes understanding and retention
- Evaluation
- Feedback

Promotes self-directed learning

3. **Williams, Brent C., Debra K. Litzelman, Stewart F. Babbott, Robert M. Lubitz, and Tim P. Hofer. 2002.** “Validation of a Global Measure of Faculty’s Clinical Teaching Performance.” *Academic Medicine* 77(2): 177–80. <https://doi.org/10.1097/00001888-200202000-00020>.

Created a Global Rating Scale (GRS) – a single-item, five-point global measure of faculty members’ clinical teaching performance previously known to be reliable.

Evaluation completed by 98 senior medical residents from four academic institutions; also completed the 26-item Stanford Faculty Development questionnaire for 10 faculty members with whom they had teaching contact during residency.

The GRS correlated highly with measures of seven specific aspects of teaching effectiveness. The scale is reportedly simple to use, readily administered as part of an incentive or reward program, or for review in promotion decisions.

5.4.c.-5.4.d. Faculty members must receive feedback on their evaluations at least annually; results of faculty educational evaluations should be incorporated into program-wide faculty development plans.

The feedback should include strengths and opportunities for improvement, and be considered in planning for faculty development sessions and tracked as part of the Annual Program Evaluation. For example, if residents’ evaluations of faculty members consistently show that faculty members’ evaluations are not constructive and do not provide information to help the residents improve, there might be a need to provide faculty development on resident evaluation.

COMMON PROGRAM REQUIREMENTS

Section 5: Evaluation

5.5. Program Evaluation and Improvement

The program director must appoint the Program Evaluation Committee to conduct and document the Annual Program Evaluation as part of the program's continuous improvement process.

- 5.5.a. The Program Evaluation Committee must be composed of at least two program faculty members, at least one of whom is a core faculty member, and at least one resident. ^(Core)
- 5.5.b. Program Evaluation Committee responsibilities must include review of the program's self-determined goals and progress toward meeting them. ^(Core)
- 5.5.c. Program Evaluation Committee responsibilities must include guiding ongoing program improvement, including development of new goals, based upon outcomes. ^(Core)
- 5.5.d. Program Evaluation Committee responsibilities must include review of the current operating environment to identify strengths, challenges, opportunities, and threats as related to the program's mission and aims. ^(Core)

Background and Intent: To achieve its mission and educate and train quality physicians, a program must evaluate its performance and plan for improvement in the Annual Program Evaluation. Performance of residents and faculty members is a reflection of program quality, and can use metrics that reflect the goals that a program has set for itself. The Program Evaluation Committee utilizes outcome parameters and other data to assess the program's progress toward achievement of its goals and aims. The Program Evaluation Committee advises the program director through program oversight.

- 5.5.e. The Program Evaluation Committee should consider the outcomes from prior Annual Program Evaluation(s), aggregate resident and faculty written evaluations of the program, and other relevant data in its assessment of the program. ^(Core)

Background and Intent: Other data to be considered for assessment include:

- Curriculum
- ACGME letters of notification, including citations, Areas for Improvement, and comments
- Quality and safety of patient care
- Aggregate resident and faculty well-being; recruitment and retention; engagement in quality improvement and patient safety; and scholarly activity
- ACGME Resident and Faculty Survey results
- Aggregate resident Milestones evaluations, and achievement on in-training examinations (where applicable), board pass and certification rates, and graduate performance.
- Aggregate faculty evaluation and professional development

- 5.5.f. The Program Evaluation Committee must evaluate the program's mission and aims, strengths, areas for improvement, and threats. ^(Core)**
- 5.5.g. The Annual Program Evaluation, including the action plan, must be distributed to and discussed with the residents and the members of the teaching faculty, and be submitted to the DIO. ^(Core)**

GUIDANCE


As the Background and Intent outlines, programs must evaluate their performance and plan for improvement in the Annual Program Evaluation. Common Program Requirement 5.5. requires that each program must have a Program Evaluation Committee (PEC) appointed by the program director to advise the program director through program oversight and conduct and document the Annual Program Evaluation.

5.5.a. Composition of the PEC

The PEC must include at least two program faculty members, at least one of whom is a core faculty member, and at least one resident. Members of the PEC should know the program well and be invested in program improvement and success. Resident members are important because they “live and work” within the context of the program.

Accreditation Data System (ADS) screenshot: composition of the PEC

Programs must provide the membership of the PEC in ADS when submitting a new application and during their Initial Accreditation period.



The screenshot shows a form with a header that reads "2. List the members of the Program Evaluation Committee". Below the header is a large, empty rectangular box intended for listing the members of the PEC.

5.5.b.-d. PEC responsibilities

The PEC has three key responsibilities as outlined in Common Program Requirements 5.5.b.-d.:

1. review of the program’s goals and progress toward meeting them;
2. guiding ongoing program improvement, including development of new goals, based upon outcomes; and
3. review of the current operating environment to identify strengths, challenges, opportunities, and threats as related to the program’s mission and aims.

5.5.e. Data to be considered for the Annual Program Evaluation

This requirement outlines three key elements the PEC must consider for the Annual Program evaluation:

1. outcomes from prior Annual Program Evaluation(s);
2. aggregate resident and faculty written evaluations of the program; and
3. other relevant data.

The Background and Intent provides further specification as to other relevant data the PEC can consider:

- curriculum
- ACGME letters of notification, including citations, Areas for Improvement, and Comments;
- quality and safety of patient care;
- aggregate resident and faculty well-being; recruitment and retention; and
- engagement in quality improvement and patient safety;
- scholarly activity;
- ACGME Resident and Faculty Survey results;

- aggregate resident Milestones evaluations, and achievement on in-training examinations (where applicable), board pass and certification rates, and graduate performance; and
- aggregate faculty evaluation and professional development.

This requirement permits flexibility to identify data and indicators that are feasible to measure and relevant to an individual program's aims. Some Sponsoring Institutions have standardized elements of Annual Program Evaluations and programs should consult with their designated institutional official (DIO).

5.5.g. Dissemination of the Annual Program Evaluation and submission to the DIO

While it is important that programs conduct and document an Annual Program Evaluation, this requirement emphasizes the need to review and discuss the Annual Program Evaluation with faculty members and residents and also share it with the (DIO. The Sponsoring Institution's DIO and Graduate Medical Education Committee (GMEC) are responsible for overseeing Annual Program Evaluations. The DIO and GMEC may expect programs to submit Annual Program Evaluation information in a specific format. The DIO should be contacted with any questions about how to submit an annual review and action plan.

A suggested template for internal program use in the Annual Program Evaluation is available on the ACGME Program Self-study page: [Self-Study](#). Note that this is a sample template and the ACGME does not require its use.

COMMON PROGRAM REQUIREMENTS

5.5.h. The program must complete a Self-Study and submit it to the DIO. (Core)

Background and Intent: Outcomes of the documented Annual Program Evaluation can be integrated into the Accreditation Self-Study process. The Self-Study is an objective, comprehensive evaluation of the residency program, with the aim of improving it. Underlying the Accreditation Self-Study is this longitudinal evaluation of the program and its learning environment, facilitated through sequential Annual Program Evaluations that focus on the required components, with an emphasis on program strengths and self-identified areas for improvement. Details regarding the timing and expectations for the Accreditation Self-Study are provided in the *ACGME Manual of Policies and Procedures*. Additionally, a description of the [Self-Study process](#) is available on the ACGME website.

GUIDANCE

NOTE: The ACGME Program Self-Study was unlinked from the former 10-Year Accreditation Site Visit. [Click here](#) for more information regarding the Program Self-Study.

Self-Study Description

The ACGME Program Self-Study was established as a key component of the ACGME's current accreditation model. With the goal of conducting an objective and comprehensive review of the program, the Self-Study is a tool for program self-reflection and strategic planning that uses the Annual Program Evaluation as a foundation on which to build the in-depth, multi-year program evaluation.

Two concepts are fundamental in the development of the Self-Study:

1. determination of the program's aims and mission; and
2. critical assessment of the institutional, local, regional, and even national environment (context) in which the program operates.

These concepts lead to a thoughtful analysis of program strengths, weaknesses, opportunities, and threats that will allow a program to distinguish itself from other programs in the specialty (e.g., highlighting differences between community and urban programs). Ultimately, the goal of the Self-Study is to provide a platform for a forward-thinking and systematic approach to making program improvements.

Programs are encouraged to include a broad array of participants in the Self-Study process, including program leaders, residents, faculty members, and other stakeholders, such as program graduates, institutional and quality improvement personnel, leaders from related programs, or nursing and other health care personnel who interact closely with the residents in the program.

COMMON PROGRAM REQUIREMENTS

Board Certification

One goal of ACGME-accredited education is to educate physicians who seek and achieve board certification. One measure of the effectiveness of the educational program is the ultimate pass rate.

The program director should encourage all eligible program graduates to take the certifying examination offered by the applicable American Board of Medical Specialties (ABMS) member board or American Osteopathic Association (AOA) certifying board.

[If certification in the specialty is not offered by the ABMS and/or the AOA, 5.6. - 5.6.e. will be omitted.]

- 5.6. For specialties in which the ABMS member board and/or AOA certifying board offer(s) an annual written exam, in the preceding three years, the program's aggregate pass rate of those taking the examination for the first time must be higher than the bottom fifth percentile of programs in that specialty. ^(Outcome)
- 5.6.a. For specialties in which the ABMS member board and/or AOA certifying board offer(s) a biennial written exam, in the preceding six years, the program's aggregate pass rate of those taking the examination for the first time must be higher than the bottom fifth percentile of programs in that specialty. ^(Outcome)
- 5.6.b. For specialties in which the ABMS member board and/or AOA certifying board offer(s) an annual oral exam, in the preceding three years, the program's aggregate pass rate of those taking the examination for the first time must be higher than the bottom fifth percentile of programs in that specialty. ^(Outcome)
- 5.6.c. For specialties in which the ABMS member board and/or AOA certifying board offer(s) a biennial oral exam, in the preceding six years, the program's aggregate pass rate of those taking the examination for the first time must be higher than the bottom fifth percentile of programs in that specialty. ^(Outcome)
- 5.6.d. For each of the exams referenced in 5.6.a.-c. any program whose graduates over the time period specified in the requirement have achieved an 80 percent pass rate will have met this requirement, no matter the percentile rank of the program for pass rate in that specialty. ^(Outcome)

Background and Intent: Setting a single standard for pass rate that works across specialties is not supportable based on the heterogeneity of the psychometrics of different examinations. By using a percentile rank, the performance of the lower five percent (fifth percentile) of programs can be identified and set on a path to curricular and test preparation reform.

There are specialties where there is a very high board pass rate that could leave successful programs in the bottom five percent (fifth percentile) despite admirable performance. These high-performing programs should not be cited, and 5.6.d. is designed to address this.

- 5.6.e. **Programs must report, in ADS, board certification status annually for the cohort of board-eligible residents that graduated seven years earlier.** ^(Core)

Background and Intent: It is essential that residency programs demonstrate knowledge and skill transfer to their residents. One measure of that is the qualifying or initial certification exam pass rate. Another important parameter of the success of the program is the ultimate board certification rate of its graduates. Graduates are eligible for up to seven years from residency graduation for initial certification. The ACGME will calculate a rolling three-year average of the ultimate board certification rate at seven years post-graduation, and the Review Committees will monitor it.

The Review Committees will track the rolling seven-year certification rate as an indicator of program quality. Programs are encouraged to monitor their graduates' performance on board certification examinations.

In the future, the ACGME may establish parameters related to ultimate board certification rates.

GUIDANCE

Board pass rate is one outcome that can demonstrate how well a program prepares its graduates for independent practice. Review Committees consider variability from year to year in a program's board pass rate during program review (especially in small programs). While one resident failing the board exam(s) in a small program may have a relatively larger negative impact on the pass rate, the opposite is also true; one resident passing the board exam(s) will also have a greater positive impact and may provide the opportunity for program improvement to occur more easily.

5.6. Annual written board examination pass rate

In specialties that offer an annual written board examination, the three-year rolling average for first-time takers passing the written board examination will be calculated for each program and ranked against other programs in the specialty. Those programs above the fifth percentile in that ranking will not be cited by the Review Committee for failure to meet the required standard for this program outcome measure.

5.6.a. Biennial written board examination pass rate

In specialties that offer a written board examination only on a biennial basis, the six-year rolling average for first-time takers passing the written board examination will be calculated for each program and ranked against other programs in the specialty. Those programs above the fifth percentile in that ranking will not be cited by the Review Committee for failure to meet the required standard for this program outcome measure.

5.6.b. Annual Oral Board Examination Pass Rate

In specialties that offer an annual oral board examination, the three-year rolling average for first-time takers passing the oral board examination will be calculated for each program and ranked against other programs in the specialty. Those programs above the fifth percentile in that ranking will not be cited by the Review Committee for failure to meet the required standard for this program outcome measure.

5.6.c. Biennial oral board examination pass rate

In specialties that offer an oral board examination only on a biennial basis, the six-year rolling average for first-time takers passing the oral board examination will be calculated for each program and ranked against other programs in the specialty. Those programs above the fifth percentile in that ranking will not be cited by the Review Committee for failure to meet the required standard for this program outcome measure.

5.6.d. 80 percent pass rate

Only programs meeting both of the following conditions will receive a citation for this requirement:

1. the program must be in the lowest five percent of all programs in the specialty for board pass rate; and,
2. the program must have a board pass rate below 80 percent.

In other words, if there are 100 programs in a specialty, approximately five programs could receive that citation, but only if their individual board pass rate for graduates is below 80 percent.

The board pass rate for first-time takers will count those who pass in the numerator and those who are taking the exam for the first time in the denominator. Residency graduates who do not take the exam, or those who are taking it for the second time or more, do not count in the denominator. A resident who delays taking the examination will be counted in the year that the resident takes the exam.

The board pass rate for each program is reported to the ACGME directly from the ABMS member board and the AOA board in the specialty. No names or other individual identifiers are reported to the ACGME.

If board pass rates are an area of concern for a program, programs are strongly encouraged to provide the Review Committee with an update on their efforts to improve this metric in the Major Changes section of the Accreditation Data System (ADS) during the ADS Annual update. The following list identifies strategies which programs may use to investigate and address concerns related to board pass rates:

1. The program may evaluate its didactic curriculum to identify weaknesses and make efforts to improve.
2. The annual in-training examination results can be helpful in identifying content area(s) where residents did not perform well. In addition, the in-training examination helps identify those residents who are underperforming in comparison to their peers.
3. A structured certifying board examination review can be implemented, addressing content specifications of the specialty board.
4. Some residents may benefit from a more structured plan outlined in an individualized learning plan (see Common Program Requirement 5.1.d.).
5. The Program Evaluation Committee should include board certification data and in-training examination performance as part of the Annual Program Review. This review could determine whether program changes such as changes in the didactic curriculum and the establishment of conferences to address curricular weaknesses might be needed.

5.6.e. Ultimate Board Pass Rate

The ultimate board pass rate of a program's graduates is an important program outcome in addition to the rolling average first-time pass rate noted in Common Program Requirements 5.6.-5.6.d. Neither should be considered in isolation. Note that most member boards of the ABMS and AOA certifying Boards allow up to seven years for a candidate to achieve board certification.

While the most recent three-year rolling average board pass rate may best reflect the preparation of the most recent graduates, the ultimate certification rates likely reflect the ultimate goal of the program: to produce graduates who can practice independently and achieve board certification. This requirement is intended to allow the ACGME to gather data on this outcome and determine its best use. The Program Evaluation Committee may also find this information valuable in assessing the program aims and goals. A screenshot of the summary data the ACGME provides to programs on ultimate resident board certification status can be found below.

Overview Program Faculty Residents Sites Surveys Milestones Case Logs **Summary** Reports

Approximate Date of Next Site Visit: *No Information Currently Present*
 Self-Study Due Date (Scheduled): *01/01/2025*
 10-Year Site Visit (Postponed): *01/01/2025*

Program Summary

Use the "Edit Program Information" option to edit the information in your Program Summary. The "View Summary" and "Print Summary PDF" options will allow you to review or print your Program Summary in HTML or PDF format, respectively.

[Edit Program Information](#) [View Summary](#) [Print Summary PDF](#)

Ultimate Certification Status			
Certification Status for the 2013-2014 Graduates			
Medical School Type Name	Total Graduates	Ultimate Certification Achieved	
		N	%
Canadian Medical School	0	0	-
COCA Accredited College of Osteopathic Medicine	1	1	100%
Non-US Medical School	1	1	100%
US Non-accredited Medical School	0	0	-
US-LCME Accredited Medical School	22	22	100%
Overall	24	24	100%
Number of Graduating Residents by Number of Distinct Certification Types			
Number of Distinct Certification Types	N	%	
0	0	0%	
1	24	100%	
2	0	0%	
3	0	0%	
Distribution of Certification Types for 1-2 Distinct Certifications			
ABMS Only	24		
AOA Only	0		
Other Only	0		
ABMS/AOA	0		
ABMS/Other	0		
AOA/Other	0		

The requirement does not specify a minimum for the ultimate certification rate, and programs will not currently be cited based on the requirement unless they fail to confirm the data provided by the ABMS and AOA and populated in ADS for their residents on a yearly basis. Programs

cannot edit the graduate list, but they can edit the certification if incorrect, add a certification if it is not displayed, or confirm that the program was not accredited or there were no graduates for the specific reporting year. Data for the current reporting year can be edited as part of the Annual ADS Update or through the end of the academic year. Once the rollover to a new academic year occurs, the graduate data will be “View Only” and no edits can be made.

Accreditation Data System (ADS) screenshot: The screenshot below shows the resident board certification data imported from the ABMS and AOA and which programs must verify during the ADS Annual Update.

Resident Certifications Confirm

Instructions

Below are individuals who were marked with a completed status on the resident roster in academic year 2015-2016 . Certification data was provided by the ABMS and AOA for these trainees and the data has been prepopulated if available. You may not make changes to the list of graduates, but you may view them under the Resident/Fellow Roster by selecting from academic year drop-down. For each graduate listed below, confirm the certification for only the specialty of this program.

- If their certification is unknown or no certification was issued, leave it blank.
- If their certification is incorrect, select "Edit" and provide a comment.
- If a certification (related to the program's specialty) is not displayed, select "Add" to manually add an AOA, ABMS or Other certification.

Please contact ads@acgme.org if a certification name is missing from the options.

If your program was not accredited seven years ago and/or there are no graduates listed below, click the 'Confirm' button to complete this step. By clicking the checkbox, you acknowledge that your program had no graduates in 2015-2016 .

Reporting Year :
2023-2024

	Certification	Board	Certificate Name	Comments	
	ABMS	Emergency medicine	Emergency Medicine		Add Edit
	ABMS	Emergency medicine	Emergency Medicine		Add Edit
	ABMS	Emergency medicine	Emergency Medicine		Add Edit
	ABMS	Emergency medicine	Emergency Medicine		Add Edit
	ABMS	Emergency medicine	Emergency Medicine		Add Edit
	ABMS	Emergency medicine	Emergency Medicine		Add Edit

COMMON PROGRAM REQUIREMENTS

Section 6: The Learning and Working Environment

The Learning and Working Environment

Residency education must occur in the context of a learning and working environment that emphasizes the following principles:

- *Excellence in the safety and quality of care rendered to patients by fellows today*
- *Excellence in the safety and quality of care rendered to patients by today's fellows in their future practice*
- *Excellence in professionalism*
- *Appreciation for the privilege of providing care for patients*
- *Commitment to the well-being of the students, residents, fellows, faculty members, and all members of the health care team*

Culture of Safety

A culture of safety requires continuous identification of vulnerabilities and a willingness to transparently deal with them. An effective organization has formal mechanisms to assess the knowledge, skills, and attitudes of its personnel toward safety in order to identify areas for improvement.

- 6.1. The program, its faculty, residents, and fellows must actively participate in patient safety systems and contribute to a culture of safety. ^(Core)

Patient Safety Events

Reporting, investigation, and follow-up of safety events, near misses, and unsafe conditions are pivotal mechanisms for improving patient safety, and are essential for the success of any patient safety program. Feedback and experiential learning are essential to developing true competence in the ability to identify causes and institute sustainable systems-based changes to ameliorate patient safety vulnerabilities.

- 6.2. Residents, fellows, faculty members, and other clinical staff members must know their responsibilities in reporting patient safety events and unsafe conditions at the clinical site, including how to report such events; and, ^(Core)
- 6.2.a. Residents, fellows, faculty members, and other clinical staff members must be provided with summary information of their institution's patient safety reports. ^(Core)
- 6.3. Residents must participate as team members in real and/or simulated interprofessional clinical patient safety and quality improvement activities, such

as root cause analyses or other activities that include analysis, as well as formulation and implementation of actions. ^(Core)

Quality Metrics

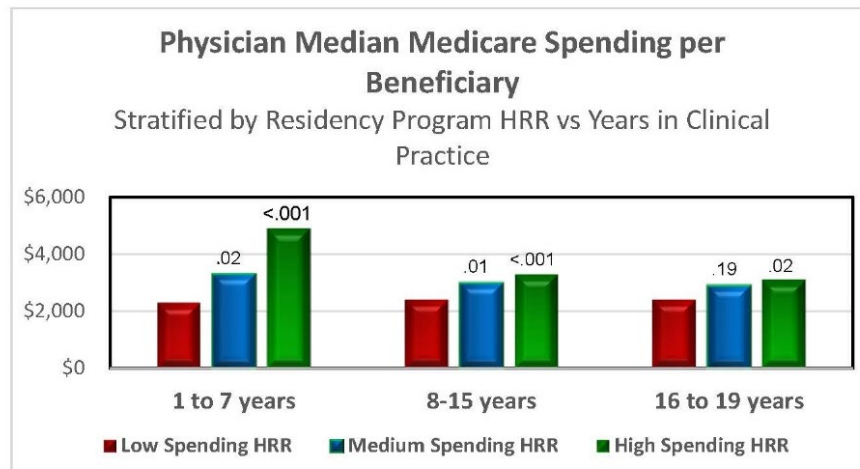
Access to data is essential to prioritizing activities for care improvement and evaluating success of improvement efforts.

- 6.4. Residents and faculty members must receive data on quality metrics and benchmarks related to their patient populations. ^(Core)**

GUIDANCE

A number of studies prove why it so important to teach residents and fellows safe patient care and quality improvement. The examples provided below demonstrate what residents and fellows learn during their education and training stays with them and affects their practice for many years to come: the 32-year-old fellow today has the potential to be practicing beyond 2054.

- 1. Asch, David A. 2009. “Evaluating Obstetrical Residency Programs Using Patient Outcomes.” *JAMA* 302(12): 1277. <https://doi.org/10.1001/jama.2009.1356>.**
Asch et al. studied 4,906,169 deliveries by 4,124 physicians from 107 US obstetrics and gynecology residency programs. The programs were ranked based on FLEX, NBME Parts I, II, III, and USMLE Steps 1, 2, 3 scores. The study found that women treated by obstetricians in the bottom quintile of programs had one-third higher complication rates than those from the top quintile, and that the effect was durable through 15-17 years after residency.
- 2. Chen, Candice, Stephen Petterson, Robert Phillips, Andrew Bazemore, and Fitzhugh Mullan. 2014. “Spending Patterns in Region of Residency Training and Subsequent Expenditures for Care Provided by Practicing Physicians for Medicare Beneficiaries.” *JAMA* 312(22): 2385. <https://doi.org/10.1001/jama.2014.15973>.**
Chen et al evaluated spending patterns in regions of residency education and training and graduates’ subsequent expenditures in practice based on multilevel, multivariable analysis of 2011 Medicare claims data from family medicine and internal medicine residents completing residency between 1992 and 2010. The Hospital Referral Regions (HRR) were classified based on expenditures as low-, average-, and high-spending. The table below documents that spending levels during residency were associated with the same pattern of expenditures for subsequent care provided by graduates.



- 3. Sirovich, Brenda E., Rebecca S. Lipner, Mary Johnston, and Eric S. Holmboe. 2014. “The Association between Residency Training and Internists’ Ability to Practice Conservatively.” *JAMA Internal Medicine* 174(10): 1640. <https://doi.org/10.1001/jamainternmed.2014.3337>.**

Sirovich et al. evaluated the association between residency education and training and internists' ability to practice conservatively following graduation, assessing the responses of 6,639 first-time takers of the American Board of Internal Medicine certifying exam (357 programs). They divided the management options according to Appropriately Conservative Management (ACM) and Appropriately Aggressive Management (AAM) subscales. They defined the correct response as the least or most aggressive management strategy, and found that regardless of overall medical knowledge, internists trained in HRRs (Hospital Referral Regions) with lower-intensity medical practice were more likely to recognize when conservative management was appropriate and, more importantly, were capable of choosing an aggressive approach when indicated.

Additional references

- Chan, David K., Thomas H. Gallagher, Richard Reznick, and Wendy Levinson. 2005. "How Surgeons Disclose Medical Errors to Patients: A Study Using Standardized Patients." *Surgery* 138(5): 851–58. <https://doi.org/10.1016/j.surg.2005.04.015>.
- Gallagher, Thomas H. 2003. "Patients' and Physicians' Attitudes Regarding the Disclosure of Medical Errors." *JAMA* 289(8): 1001. <https://doi.org/10.1001/jama.289.8.1001>.
- Gallagher, Thomas H., Jane M. Garbutt, Amy D. Waterman, David R. Flum, Eric B. Larson, Brian M. Waterman, W. Claiborne Dunagan, Victoria J. Fraser, and Wendy Levinson. 2006. "Choosing Your Words Carefully." *Archives of Internal Medicine* 166(15): 1585. <https://doi.org/10.1001/archinte.166.15.1585>.
- Kessler, David A. 1993. "Introducing MEDWatch. A New Approach to Reporting Medication and Device Adverse Effects and Product Problems." *JAMA* 269(21): 2765–68. <https://doi.org/10.1001/jama.1993.03500210065033>.
- Leape, Lucian L. 2002. "Reporting of Adverse Events." *New England Journal of Medicine* 347(20): 1633–38. <https://doi.org/10.1056/nejmnejmhpr011493>.
- Nebeker, Jonathan R., Paul Barach, and Matthew H. Samore. 2004. "Clarifying Adverse Drug Events: A Clinician's Guide to Terminology, Documentation, and Reporting." *Annals of Internal Medicine* 140(10): 795. <https://doi.org/10.7326/0003-4819-140-10-200405180-00009>.
- White, Andrew A., Thomas H. Gallagher, Melissa J. Krauss, Jane Garbutt, et al. 2008. "The Attitudes and Experiences of Trainees Regarding Disclosing Medical Errors to Patients." *Academic Medicine* 83(3): 250–56. <https://doi.org/10.1097/acm.0b013e3181636e96>.

Clinical Learning Environment Review (CLER) findings for graduate medical education in patient safety

The ACGME established the CLER Program to provide formative assessment and feedback to participating sites of ACGME-accredited Sponsoring Institutions. CLER findings and other information contained in *CLER National Reports* are not linked to ACGME Program Requirements but may provide useful insights for programs. Actions taken in response to CLER findings should not be interpreted as fulfilling Program Requirements.

Findings of CLER site visits for creating an environment for safe patient care and quality improvement are summarized in CLER Issue Brief No. 2 (2016) and CLER Issue Brief No. 3 (2016), which can be found on the [Resources and Documents](#) page of the CLER section of the ACGME website.

COMMON PROGRAM REQUIREMENTS

Section 6: The Learning and Working Environment

Supervision and Accountability

Although the attending physician is ultimately responsible for the care of the patient, every physician shares in the responsibility and accountability for their efforts in the provision of care. Effective programs, in partnership with their Sponsoring Institutions, define, widely communicate, and monitor a structured chain of responsibility and accountability as it relates to the supervision of all patient care.

Supervision in the setting of graduate medical education provides safe and effective care to patients; ensures each resident's development of the skills, knowledge, and attitudes required to enter the unsupervised practice of medicine; and establishes a foundation for continued professional growth.

- 6.5. Residents and faculty members must inform each patient of their respective roles in that patient's care when providing direct patient care. This information must be available to residents, faculty members, other members of the health care team, and patients. ^(Core)

Background and Intent: Each patient will have an identifiable and appropriately credentialed and privileged attending physician (or licensed independent practitioner as specified by the applicable Review Committee) who is responsible and accountable for the patient's care.

- 6.6. The program must demonstrate that the appropriate level of supervision in place for all residents is based on each resident's level of training and ability, as well as patient complexity and acuity. Supervision may be exercised through a variety of methods, as appropriate to the situation. ^(Core)

[The Review Committee may specify which activities require different levels of supervision.]

Background and Intent: Appropriate supervision is essential for patient safety and high-quality teaching. Supervision is also contextual. There is tremendous diversity of resident-patient interactions, education and training locations, and resident skills and abilities, even at the same level of the educational program. The degree of supervision for a resident is expected to evolve progressively as the resident gains more experience, even with the same patient condition or procedure. The level of supervision for each resident is commensurate with that resident's level of independence in practice; this level of supervision may be enhanced based on factors such as patient safety, complexity, acuity, urgency, risk of serious safety events, or other pertinent variables.

Levels of Supervision

To promote appropriate resident supervision while providing for graded authority and responsibility, the program must use the following classification of supervision.

- 6.7. Direct Supervision

The supervising physician is physically present with the resident during the key portions of the patient interaction.

[The Review Committee may further specify]

The supervising physician and/or patient is not physically present with the resident and the supervising physician is concurrently monitoring the patient care through appropriate telecommunication technology.

[The RC may choose to eliminate this piece of the definition]

- 6.7.a. PGY-1 residents must initially be supervised directly, only as described in the above definition. ^(Core)**

[The Review Committee may describe the condition under which PGY-1 residents progress to be supervised indirectly]

Indirect Supervision

The supervising physician is not providing physical or concurrent visual or audio supervision but is immediately available to the resident for guidance and is available to provide appropriate direct supervision.

Oversight

The supervising physician is available to provide review of procedures/encounters with feedback provided after care is delivered.

- 6.8. The program must define when physical presence of a supervising physician is required. ^(Core)**
- 6.9. The privilege of progressive authority and responsibility, conditional independence, and a supervisory role in patient care delegated to each resident must be assigned by the program director and faculty members. ^(Core)**
- 6.9.a. The program director must evaluate each resident's abilities based on specific criteria, guided by the Milestones. ^(Core)**
- 6.9.b. Faculty members functioning as supervising physicians must delegate portions of care to residents based on the needs of the patient and the skills of each resident. ^(Core)**
- 6.9.c. Senior residents or fellows should serve in a supervisory role to junior residents in recognition of their progress toward independence, based on the needs of each patient and the skills of the individual resident or fellow. ^(Detail)**
- 6.10. Programs must set guidelines for circumstances and events in which residents must communicate with the supervising faculty member(s). ^(Core)**
- 6.10.a. Each resident must know the limits of their scope of authority, and the circumstances under which the resident is permitted to act with conditional independence. ^(Outcome)**

Background and Intent: The ACGME Glossary of Terms defines conditional independence as: Graded, progressive responsibility for patient care with defined oversight.

- 6.11. Faculty supervision assignments must be of sufficient duration to assess the knowledge and skills of each resident and to delegate to the resident the appropriate level of patient care authority and responsibility. (Core)**

GUIDANCE

The Common Program Requirements 6.5 – 6.6 are closely linked with Common Program Requirement 4.2.c., which addresses resident responsibilities and graded supervision.

The responsibilities and supervision of the residents must be clearly delineated. As stated in 6.5.-6.6., each resident must have an identifiable and appropriately credentialed and privileged attending physician who is responsible and accountable for a patient's care. These responsible attending physicians along with their contact must be made available to residents, faculty members, and other members of the health care team.

As stated in Common Program Requirement 6.6., the program must demonstrate that the level of supervision in place for each resident is based on the individual resident's level of education and ability, as well as patient complexity and acuity. Progressive authority and conditional independence are a privilege and must be assigned by the program director and faculty members. The Clinical Competency Committee (CCC) is key in helping the program director assign progressive authority based on criteria established by the program and through Milestones assessments. In addition, during each rotation, supervising faculty members can help assess the skills of each resident.

Supervision may be exercised through a variety of methods. For many aspects of patient care, the supervising physician may be a more advanced resident or fellow. Other portions of care provided by the resident can be adequately supervised by the immediate availability of the supervising faculty member, fellow, or senior resident physician, either on site or by means of telephonic and/or electronic modalities. Some activities require the physical presence of the supervising faculty member. In some circumstances, supervision may include post-hoc review of resident-delivered care with feedback.

Telemedicine provides an additional method of supervision. Various models of telemedicine such as tele-stroke, tele-psychiatry, tele-dermatology, and tele-ophthalmology have increased in recent years. The use of telemedicine is increasingly adopted by institutions because of added patient satisfaction, ability to provide care and follow-up in remote areas, significant cost reduction, and in response to pandemic conditions, as was seen during the COVID-19 pandemic. Recognizing this trend and in this context, Review Committees have the option to allow use of telesupervision and may also choose to further specify aspects of such use.

Distinct levels of supervision include Direct, Indirect, and Oversight. While supervision is critical to a resident's professional development, there is also such a thing as "over-supervision," which occurs when more advanced residents, though deemed capable, are not allowed to make independent decisions and provide autonomous care. This is detrimental to the development of the skills, knowledge, and attitudes required to enter the unsupervised practice of medicine.

An additional dimension to supervision is continuity in faculty assignments. Because of multiple constraints, faculty members are increasingly adopting shorter assignments. One-week faculty rotations are common, with some even taking assignments that last only two or three days. Such brief supervision assignments provide insufficient time for faculty members to get to know residents to determine their knowledge and skills, and therefore should be avoided, if possible. Bernabeo, et al. (2011) have demonstrated that short faculty supervision assignments are, indeed, detrimental to patient care.

At present, the ACGME monitors compliance with the requirements in sections 6.5 – 6.11 in various ways, including:

- questions answered by program leadership as part of an application or during the Accreditation Data System (ADS) Annual Update;
- questions answered by residents and faculty members as part of the annual Resident/Fellow and Faculty Surveys; and
- questions asked by Accreditation Field Staff during site visits of the program at various stages of accreditation.

Reference

Bernabeo, Elizabeth C., Matthew C. Holtman, Shiphra Ginsburg, Julie R. Rosenbaum, and Eric S. Holmboe. 2011. "Lost in Transition: The Experience and Impact of Frequent Changes in the Inpatient Learning Environment." *Academic Medicine* 86(5): 591–98. <https://doi.org/10.1097/acm.0b013e318212c2c9>.

ADS Screenshots: ADS questions regarding back-up systems for applications and programs at all accreditation statuses

Clinical Experience and Educational Work, Patient Safety and Learning Environment [View Previous Years](#) [Save](#)

1. During regular daytime hours, indicate the program's back-up system(s) to ensure safe patient care when a resident/fellow is in a situation where the clinical care needs exceed their abilities.

Check up to 3 answers.

Faculty members are on site and can immediately respond

Faculty members are available by phone and can come in if needed

Residents/fellows senior to the resident/fellow are on site and can immediately respond

Residents/fellows senior to the resident/fellow are available by phone and can come in if needed

Advanced practice providers are on site and can immediately respond

Advanced practice providers are available by phone and can come in if needed

No back-up system

Other

(specify below)

2. During nights and weekends, indicate the program's back-up system(s) to ensure safe patient care when a resident/fellow is in a situation where the clinical care needs exceed their abilities.

Check up to 3 answers.

Faculty members are on site and can immediately respond

Faculty members are available by phone and can come in if needed

Residents/fellows senior to the resident/fellow are on site and can immediately respond

Residents/fellows senior to the resident/fellow are available by phone and can come in if needed

Advanced practice providers are on site and can immediately respond

Advanced practice providers are available by phone and can come in if needed

No back-up system

Other

(specify below)

The Resident/Fellow and Faculty Surveys include several questions that address the requirements in sections 6.5 – 6.11. The ACGME has prepared two documents, a “Resident/Fellow Survey-Common Program Requirements Crosswalk” and a “Faculty Survey-Common Program Requirements Crosswalk” to provide additional information for program on the key areas addressed by the survey questions and how they map to the ACGME Common Program Requirements. These documents can be found at <https://www.acgme.org/data-systems-technical-support/resident-fellow-and-faculty-surveys/>.

Clinical Learning Environment Review (CLER) Program findings for graduate medical education in supervision

The ACGME established the CLER Program to provide formative assessment and feedback to participating sites of ACGME-accredited Sponsoring Institutions. CLER Program findings and other information contained in *CLER National Reports* are not linked to ACGME Program Requirements but may provide useful insights for programs. Actions taken in response to CLER Program findings should not be interpreted as fulfilling requirements.

Findings of the ACGME's Clinical Learning Environment Review (CLER) Program regarding supervision are reported in CLER Issue Brief No. 6 (2016), which can be found on the [Resources and Documents](#) page of the CLER Program section of the ACGME website.

COMMON PROGRAM REQUIREMENTS

Section 6: The Learning and Working Environment

6.12. Professionalism

Programs, in partnership with their Sponsoring Institutions, must educate residents and faculty members concerning the professional and ethical responsibilities of physicians, including but not limited to their obligation to be appropriately rested and fit to provide the care required by their patients. ^(Core)

Background and Intent: This requirement emphasizes the professional responsibility of residents and faculty members to arrive for work adequately rested and ready to care for patients. It is also the responsibility of residents, faculty members, and other members of the care team to be observant, to intervene, and/or to escalate their concern about resident and faculty member fitness for work, depending on the situation, and in accordance with institutional policies. This includes recognition of impairment, including from illness, fatigue, and substance use, in themselves, their peers, and other members of the health care team, and the recognition that under certain circumstances, the best interests of the patient may be served by transitioning that patient's care to another qualified and rested practitioner.

6.12.a. The learning objectives of the program must be accomplished without excessive reliance on residents to fulfill non-physician obligations. ^(Core)

Background and Intent: Routine reliance on residents to fulfill non-physician obligations increases work compression for residents and does not provide an optimal educational experience. Non-physician obligations are those duties which in most institutions are performed by nursing and allied health professionals, transport services, or clerical staff. Examples of such obligations include transport of patients from the wards or units for procedures elsewhere in the hospital; routine blood drawing for laboratory tests; routine monitoring of patients when off the ward; and clerical duties, such as scheduling. While it is understood that residents may be expected to do any of these things on occasion when the need arises, these activities should not be performed by residents routinely and must be kept to a minimum to optimize resident education.

6.12.b. The learning objectives of the program must ensure manageable patient care responsibilities. ^(Core)

[The Review Committee may further specify]

Background and Intent: The Common Program Requirements do not define "manageable patient care responsibilities" as this is variable by specialty and PGY level. Review Committees will provide further detail regarding patient care responsibilities in the applicable specialty-specific Program Requirements and accompanying FAQs. However, all programs, regardless of specialty, should carefully assess how the assignment of patient care responsibilities can affect work compression, especially at the PGY-1 level.

- 6.12.c. The learning objectives of the program must include efforts to enhance the meaning that each resident finds in the experience of being a physician, including protecting time with patients, providing administrative support, promoting progressive independence and flexibility, and enhancing professional relationships. ^(Core)
- 6.12.d. The program director, in partnership with the Sponsoring Institution, must provide a culture of professionalism that supports patient safety and personal responsibility. ^(Core)

Background and Intent: The accurate reporting of clinical and educational work hours, patient outcomes, and clinical experience data are the responsibility of the program leadership, residents, and faculty.

- 6.12.e. Residents and faculty members must demonstrate an understanding of their personal role in the safety and welfare of patients entrusted to their care, including the ability to report unsafe conditions and safety events. ^(Core)
- 6.12.f. Programs, in partnership with their Sponsoring Institutions, must provide a professional, equitable, respectful, and civil environment that psychologically safe and that is free from discrimination, sexual and other forms of harassment, mistreatment, abuse, or coercion of students, residents, faculty, and staff. ^(Core)

Background and Intent: Psychological safety is defined as an environment of trust and respect that allows individuals to feel able to ask for help, admit mistakes, raise concerns, suggest ideas, and challenge ways of working and the ideas of others on the team, including the ideas of those in authority, without fear of humiliation, and the knowledge that mistakes will be handled justly and fairly.

The ACGME is unable to adjudicate disputes between individuals, including residents, faculty members, and staff members. However, information that suggests a pattern of behavior that violates the requirement above will trigger a careful review and, if deemed appropriate, action by the Review Committee and/or ACGME, in accordance with ACGME Policies and Procedures.

- 6.12.g. Programs, in partnership with their Sponsoring Institutions, should have a process for education of residents and faculty regarding unprofessional behavior and a confidential process for reporting, investigating, and addressing such concerns. ^(Core)

GUIDANCE

The Common Program Requirements in 6.12. are central to the mission of every residency program, to instill in residents an understanding of and ability to meet the professional and ethical responsibilities inherent in being a physician. In addition to elements described in Section 2 of the Common Program Requirements regarding the responsibility of the program director as a model of professionalism and Section 4 regarding the educational program and the Core Competencies, professionalism as detailed in Section 6 addresses other components of the program's obligation with regard to how expectations for demonstrating professionalism must be addressed.

6.12. Programs, in partnership with their Sponsoring Institutions, must educate residents and faculty members concerning the professional responsibilities of physicians, including their obligation to be appropriately rested and fit to provide the care required by their patients.

The Background and Intent associated with this requirement provides additional context for this requirement. "This requirement emphasizes the professional responsibility of residents and faculty members to arrive for work adequately rested and ready to care for patients. It is also the responsibility of residents, faculty members, and other members of the care team to be observant, to intervene, and/or to escalate their concern about resident and faculty member fitness for work, depending on the situation, and in accordance with institutional policies. This includes recognition of impairment, including from illness, fatigue, and substance use, in themselves, their peers, and other members of the health care team, and the recognition that under certain circumstances, the best interests of the patient may be served by transitioning that patient's care to another qualified and rested practitioner."

6.12.a. The learning objectives of the program must be accomplished without excessive reliance on fellows to fulfill non-physician obligations.

The Background and Intent associated with this requirement provides further context and examples of "non-physician obligations. "Routine reliance on residents to fulfill non-physician obligations increases work compression for fellows and does not provide an optimal educational experience. Non-physician obligations are those duties which in most institutions are performed by nursing and allied health professionals, transport services, or clerical staff. Examples of such obligations include transport of patients from the wards or units for procedures elsewhere in the hospital; routine blood drawing for laboratory tests; routine monitoring of patients when off the ward; and clerical duties, such as scheduling. While it is understood that residents may be expected to do any of these things on occasion when the need arises, these activities should not be performed by residents routinely and must be kept to a minimum to optimize resident education."

6.12.b. The learning objectives of the program must ensure manageable patient care responsibilities.

The Background and Intent associated with this requirement acknowledges that "The Common Program Requirements do not define 'manageable patient care responsibilities' as this is variable by specialty/subspecialty and PGY level. Review Committees will provide further detail regarding patient care responsibilities in the applicable specialty- and subspecialty-specific Program Requirements and accompanying FAQs. However, all programs, regardless of specialty/subspecialty, should carefully assess how the assignment of patient care responsibilities can affect work compression."

For specific requirements pertaining to patient number caps and other patient care responsibilities, refer to the specialty-specific Program Requirements, which can be accessed from the applicable specialty section of the ACGME website: <https://www.acgme.org/specialties>.

6.12.c. The learning objectives of the program must include efforts to enhance the meaning that each resident finds in the experience of being a physician, including protecting time with patients, providing administrative support, promoting progressive independence and flexibility, and enhancing professional relationships.

6.12.d. The program director, in partnership with the Sponsoring Institution, must provide a culture of professionalism that supports patient safety and personal responsibility.

This requirement is closely linked to the professionalism competencies in Common Program Requirements 4.3.a.-g.

Professionalism includes an understanding of one's *personal* role in the management of patients as relates to the safety and welfare of patients entrusted to the physician's care. This encompasses the ability to report unsafe conditions and adverse events. Physicians must also take responsibility to ensure they are fit for work. This requirement emphasizes the professional responsibility of faculty members and residents to arrive for work adequately rested and ready to care for patients. It is also the responsibility of faculty members, residents, and other members of the care team to be observant, to intervene, and/or to escalate their concern about other residents' or faculty members' fitness for work, depending on the situation, and in accordance with institutional policies. These responsibilities include:

- management of time before, during, and after clinical assignments;
- Recognition of impairment (illness, fatigue, substance use) in themselves, their peers, and other members of the health care team;
- Commitment to lifelong learning;
- monitoring patient care performance; and
- accurate reporting of clinical and educational work hours, patient outcomes, and clinical experience data

Accreditation Data System (ADS) screenshots: ADS Common Program Requirements questions

NOTE: Some of the questions only apply to applications while others apply to programs at all accreditation statuses

4. Indicate which methods the program will use to ensure that hand-over processes facilitate both continuity of care and patient safety?

Check all that apply.

- Hand-off form (a stand alone or part of an electronic medical record system)
- Hand-off tutorial (web-based or self-directed)
- Scheduled face-to-face handoff meetings
- Direct (in person) faculty supervision of hand-off
- Indirect (via phone or electronic means) hand-off supervision
- Senior resident/fellow supervision of junior residents/fellows
- Hand-off education program (lecture-based)
- Other

(specify below)

5. Indicate the ways that your program will educate residents/fellows to recognize the signs of fatigue and sleep deprivation.

Check all that apply.

- Lecture
- Computer based learning modules
- Small group seminars or discussion
- Simulated patient encounters
- One-on-one clinical experiences with faculty
- Other

(specify below)

8. On average, will residents/fellows have 1 full day out of 7 free from educational and clinical responsibilities?

Yes No

9. On the most demanding rotation, including in other departments, what will be the frequency of in house call?

If residents/fellows at different levels will be given different frequencies of in-house call, please choose the most frequent schedule.

- Every second night
- Every third night
- Every fourth night
- No in-house call - Not Applicable
- Other

(specify below)

Night Float system will be in place for overnight coverage

10. As program director, I attest that the resident/fellow rotations will be scheduled to meet the work week limit of 80 hours.

Yes No

6.12.e. Residents and faculty members must demonstrate an understanding of their personal role in the safety and welfare of patients entrusted to their care, including the ability to report unsafe conditions and safety events.

Education alone on the role of residents and faculty in providing safe patient care is not sufficient. This requirement emphasizes that residents must also demonstrate an understanding of their role in the safety and welfare of patients and reporting unsafe conditions and safety events.

6.12.f. Programs, in partnership with their Sponsoring Institutions, must provide a professional, equitable, respectful, and civil environment that psychologically safe and that is free from discrimination, sexual and other forms of harassment, mistreatment, abuse, or coercion of students, residents, faculty, and staff.

6.12.g. Programs, in partnership with their Sponsoring Institutions, must provide a professional, equitable, respectful, and civil environment that is free from discrimination, sexual and other forms of harassment, mistreatment, abuse, or coercion of students, residents, faculty members, and staff members

A professional, equitable, respectful, and civil environment that is psychologically safe and free from discrimination, sexual and other forms of harassment, mistreatment, abuse, or coercion of students, residents, faculty members, and staff members is a comprehensive way of expressing the idea that inclusiveness and belonging are essential to fostering an effective learning environment for all. Professionalism refers to the way in which individuals are handled in a professional manner within and outside the learning environment. This implies that the standards, practices, and motivations of the profession are used to fulfill the social contract between medicine and society. It further implies that elements of evaluation are evidence-based and fairly administered and includes the ability to recognize and not penalize differences as lack of professionalism while taking into consideration that professionalism should not be centered on identities of privilege and power. Professionalism demands that honesty, integrity, and accountability of the individuals and the organization are foundational to the process. An equitable environment refers to ensuring that resources are provided according to need in the learning environment and that all individuals are treated in a fair manner. Respectful means that individuals in the learning environment are all encouraged to treat one another with dignity and humility such that the supposition of dominant cultural norms is exchanged for sensitivity, listening, acceptance, welcoming, and fostering a sense of belonging. Civility refers to a wide range of behaviors, from emotional to physical, and should employ courtesy and politeness between individuals who share the learning environment.

The ACGME recently clarified that the naming of offenses including mistreatment, abuse, harassment including sexual harassment, and coercion is based on the principle that even a single resident who is the victim of these behaviors has standing to complain about violations of this requirement and can lead to an investigation.

ADS screenshot: ADS Common Program Requirement question for applications and the ADS Annual Update for programs at initial accreditation

Describe the process for residents/fellows to report problems and concerns at the program and sponsoring institution levels. The answer must include how the process ensures resident/fellow confidentiality, minimizes fear, investigates concerns, and, when appropriate, addresses such concerns.

Clinical Learning Environment Review (CLER) Program for graduate medical education in professionalism

The ACGME established the CLER Program to provide formative assessment and feedback to participating sites of ACGME-accredited Sponsoring Institutions. CLER findings and other information contained in *CLER National Reports* are not linked to ACGME Program Requirements but may provide useful insights for programs. Actions taken in response to CLER findings should not be interpreted as fulfilling requirements.

Findings of CLER site visits on professionalism are reported in Issue Brief No. 8 (2016), which can be found on the [Resources and Documents](#) page of the CLER section of the ACGME website.

The Milestones

Online resources related to the Milestones and assessment of professionalism can be found at <https://www.acgme.org/milestones/resources/>.

COMMON PROGRAM REQUIREMENTS

Section 6: The Learning and Working Environment

Well-Being

Psychological, emotional, and physical well-being are critical in the development of the competent, caring, and resilient physician and require proactive attention to life inside and outside of medicine. Well-being requires that physicians retain the joy in medicine while managing their own real-life stresses. Self-care and responsibility to support other members of the health care team are important components of professionalism; they are also skills that must be modeled, learned, and nurtured in the context of other aspects of residency training.

Residents and faculty members are at risk for burnout and depression. Programs, in partnership with their Sponsoring Institutions, have the same responsibility to address well-being as other aspects of resident competence. Physicians and all members of the health care team share responsibility for the well-being of each other. A positive culture in a clinical learning environment models constructive behaviors, and prepares residents with the skills and attitudes needed to thrive throughout their careers.

6.13. The responsibility of the program, in partnership with the Sponsoring Institution, must include:

6.13.a. attention to scheduling, work intensity, and work compression that impacts resident well-being; ^(Core)

6.13.b. evaluating workplace safety data and addressing the safety of residents and faculty members; ^(Core)

Background and Intent: This requirement emphasizes the responsibility shared by the Sponsoring Institution and its programs to gather information and utilize systems that monitor and enhance resident and faculty member safety, including physical safety. Issues to be addressed include, but are not limited to, monitoring of workplace injuries, physical or emotional violence, vehicle collisions, and emotional well-being after safety events.

6.13.c. policies and programs that encourage optimal resident and faculty member well-being; and, ^(Core)

Background and Intent: Well-being includes having time away from work to engage with family and friends, as well as to attend to personal needs and to one's own health, including adequate rest, healthy diet, and regular exercise. The intent of this requirement is to ensure that residents have the opportunity to access medical and dental care, including mental health care, at times that are appropriate to their individual circumstances. Residents must be provided with time away from the program as needed to access care, including appointments scheduled during their working hours.

- 6.13.c.1. Residents must be given the opportunity to attend medical, mental health, and dental care appointments, including those scheduled during their working hours. ^(Core)
- 6.13.d. education of residents and faculty members in:
- 6.13.d.1. identification of the symptoms of burnout, depression, and substance use disorders, suicidal ideation, or potential for violence, including means to assist those who experience these conditions; ^(Core)
- 6.13.d.2. recognition of these symptoms in themselves and how to seek appropriate care; and, ^(Core)
- 6.13.d.3. access to appropriate tools for self-screening. ^(Core)

Background and Intent: Programs and Sponsoring Institutions are encouraged to review materials in order to create systems for identification of burnout, depression, and substance use disorders. Materials and more information are available in Learn at ACGME (<https://dl.acgme.org/pages/well-being-tools-resources>).

Individuals experiencing burnout, depression, a substance use disorder, and/or suicidal ideation are often reluctant to reach out for help due to the stigma associated with these conditions and may be concerned that seeking help may have a negative impact on their career. Recognizing that physicians are at increased risk in these areas, it is essential that residents and faculty members are able to report their concerns when another resident or faculty member displays signs of any of these conditions, so that the program director or other designated personnel, such as the department chair, may assess the situation and intervene as necessary to facilitate access to appropriate care. Residents and faculty members must know which personnel, in addition to the program director, have been designated with this responsibility; those personnel and the program director should be familiar with the institution's impaired physician policy and any employee health, employee assistance, and/or wellness/well-being programs within the institution. In cases of physician impairment, the program director or designated personnel should follow the policies of their institution for reporting.

- 6.13.e. providing access to confidential, affordable mental health assessment, counseling, and treatment, including access to urgent and emergent care 24 hours a day, seven days a week. ^(Core)

Background and Intent: The intent of this requirement is to ensure that residents have immediate access at all times to a mental health professional (psychiatrist, psychologist, Licensed Clinical Social Worker, Primary Mental Health Nurse Practitioner, or Licensed Professional Counselor) for urgent or emergent mental health issues. In-person, telemedicine, or telephonic means may be utilized to satisfy this requirement. Care in the Emergency Department may be necessary in some cases, but not as the primary or sole means to meet the requirement. The reference to affordable counseling is intended to require that financial cost not be a barrier to obtaining care.

- 6.14. There are circumstances in which residents may be unable to attend work, including but not limited to fatigue, illness, family emergencies, and medical, parental, or caregiver leave. Each program must allow an appropriate length of absence for residents unable to perform their patient care responsibilities. ^(Core)**
- 6.14.a. The program must have policies and procedures in place to ensure coverage of patient care and ensure continuity of patient care. ^(Core)**
- 6.14.b. These policies must be implemented without fear of negative consequences for the resident who is or was unable to provide the clinical work. ^(Core)**

Background and Intent: Residents may need to extend their length of training depending on length of absence and specialty board eligibility requirements. Teammates should assist colleagues in need and equitably reintegrate them upon return.

GUIDANCE

Tools and resources for institutions and programs to support physician well-being are located at: <https://www.acgme.org/meetings-and-educational-activities/physician-well-being/>.

The ACGME monitors compliance with the Common Program Requirements in section 6 in various ways, including:

- questions answered by program leadership as part of an application or during the Accreditation Data System (ADS) Annual Update;
- questions answered by fellows and faculty members as part of the annual Resident/Fellow and Faculty Surveys;
- questions asked by Accreditation Field Staff during site visits of the program at various stages of accreditation; and,
- documentation provided as part of an application or during Initial Accreditation.

ADS Screenshots: ADS Annual Update Common Program Requirements questions

Do residents/fellows have access to:

Appropriate tools for self-screening of well-being?

No

Yes

Confidential, affordable mental health assessment, counseling, and treatment, including access to urgent and emergent care 24 hours a day, seven days a week?

No

Yes

The Resident/Fellow and Faculty Surveys include several questions that address the requirements in section 6. The ACGME has prepared two documents, a “Resident/Fellow Requirements Crosswalk” and a “Faculty Survey-Common Program Requirements Crosswalk,” to provide additional information for programs on the key areas addressed by the survey questions and how they map to the ACGME Common Program Requirements. These documents can be found at <https://www.acgme.org/data-systems-technical-support/resident-fellow-and-faculty-surveys>.

COMMON PROGRAM REQUIREMENTS

Section 6: The Learning and Working Environment

6.15. Fatigue Mitigation

Programs must educate all residents and faculty members in recognition of the signs of fatigue and sleep deprivation, alertness management, and fatigue mitigation processes. ^(Detail)

Background and Intent: Providing medical care to patients is physically and mentally demanding. Night shifts, even for those who have had enough rest, cause fatigue. Experiencing fatigue in a supervised environment during training prepares fellows for managing fatigue in practice. It is expected that programs adopt fatigue mitigation processes and ensure that there are no negative consequences and/or stigma for using fatigue mitigation strategies.

Strategies that may be used include, but are not limited to, strategic napping; the judicious use of caffeine; availability of other caregivers; time management to maximize sleep off-duty; learning to recognize the signs of fatigue, and self-monitoring performance and/or asking others to monitor performance; remaining active to promote alertness; maintaining a healthy diet; using relaxation techniques to fall asleep; maintaining a consistent sleep routine; exercising regularly; increasing sleep time before and after call; and ensuring sufficient sleep recovery periods.

6.16. The program, in partnership with its Sponsoring Institution, must ensure adequate sleep facilities and safe transportation options for fellows who may be too fatigued to safely return home. ^(Core)

GUIDANCE

The ACGME monitors compliance with the requirements in section 6.15. in various ways, including:

- questions answered by program leadership as part of an application or during the Accreditation Data System (ADS) Annual Update;
- questions answered by fellows and faculty members answer as part of the annual Resident/Fellow and Faculty Surveys; and,
- questions asked by Accreditation Field Staff during site visits of the program at various stages of accreditation.

ADS Screenshots: ADS questions related to fatigue mitigation

4. Indicate the ways your program educates residents/fellows and faculty members to recognize the signs of fatigue and sleep deprivation, alertness management and fatigue mitigation processes.

Check all that apply.

Lecture

Computer-based learning modules

Small group seminars or discussion

Simulated patient encounters

One-on-one clinical experiences with faculty members

Other

(specify below)

The Resident/Fellow and Faculty Surveys include several questions that address the requirements in section 6.15. The ACGME has prepared two documents, a “Resident/Fellow Survey-Common Program Requirements Crosswalk” and a “Faculty Survey-Common Program Requirements Crosswalk” to provide additional information for programs on the key areas addressed by the survey questions and how they map to the ACGME Common Program Requirements. These documents can be found at <https://www.acgme.org/data-systems-technical-support/resident-fellow-and-faculty-surveys/>.

Clinical Learning Environment Review (CLER) Program findings for graduate medical education (GME) in fatigue management, mitigation and duty hours

The ACGME established the CLER Program to provide formative assessment and feedback to participating sites of ACGME-accredited Sponsoring Institutions. CLER findings and other information contained in *CLER National Reports* are not linked to ACGME Program Requirements but may provide useful insights for programs. Actions taken in response to CLER findings should not be interpreted as fulfilling requirements.

Findings of CLER site visits relating to fatigue management, mitigation, and clinical work and education hours are summarized in CLER Issue Brief No. 7 (2017), which can be found on the [Resources and Documents](#) page of the CLER section of the ACGME website.

Additional Resources

1. Fatigue mitigation: <https://sites.duke.edu/thelifecurriculum/2014/05/08/the-life-curriculum/>
2. Well-being: https://gmewellness.upmc.com/?_ga=2.214765521.794333632.1657210383-1973063117.1654787161

COMMON PROGRAM REQUIREMENTS

Section 6: The Learning and Working Environment

6.17. Clinical Responsibilities

The clinical responsibilities for each resident must be based on PGY level, patient safety, resident ability, severity and complexity of patient illness/condition, and available support services. ^(Core)

[Optimal clinical workload may be further specified by each Review Committee]

Background and Intent: The changing clinical care environment of medicine has meant that work compression due to high complexity has increased stress on residents. Faculty members and program directors need to make sure residents function in an environment that has safe patient care and a sense of resident well-being. It is an essential responsibility of the program director to monitor resident workload. Workload should be distributed among the resident team and interdisciplinary teams to minimize work compression.

6.18. Teamwork

Residents must care for patients in an environment that maximizes communication and promotes safe, interprofessional, team-based care in the specialty and larger health system. ^(Core)

[The Review Committee may further specify]

Background and Intent: Effective programs will have a structure that promotes safe, interprofessional, team-based care. Optimal patient safety occurs in the setting of a coordinated interprofessional learning and working environment.

6.19. Transitions of Care

Programs must design clinical assignments to optimize transitions in patient care, including their safety, frequency, and structure. ^(Core)

6.19.a. Programs, in partnership with their Sponsoring Institutions, must ensure and monitor effective, structured hand-over processes to facilitate both continuity of care and patient safety. ^(Core)

6.19.b. Programs must ensure that residents are competent in communicating with team members in the hand-over process. ^(Outcome)

GUIDANCE

Common Program Requirements 6.17 – 6.19, Clinical Responsibilities, Teamwork, and Transitions of Care, focus on team-based care and transitions of care.

At present, the ACGME monitors compliance with these requirements in various ways, including:

- questions answered by program leadership as part of an application or during the Accreditation Data System (ADS) Annual Update;
- questions answered by fellows and faculty members as part of the annual Resident/Fellow and Faculty Surveys; and,
- questions asked by Accreditation Field Staff during site visits of the program at various stages of accreditation.

ADS Screenshot: ADS Annual Update question regarding hand-off for applications and programs with Initial Accreditation

4. Indicate which methods the program will use to ensure that hand-over processes facilitate both continuity of care and patient safety?
Check all that apply.

- Hand-off form (a stand alone or part of an electronic medical record system)
- Hand-off tutorial (web-based or self-directed)
- Scheduled face-to-face handoff meetings
- Direct (in person) faculty supervision of hand-off
- Indirect (via phone or electronic means) hand-off supervision
- Senior resident/fellow supervision of junior residents/fellows
- Hand-off education program (lecture-based)
- Other
(specify below)

The Resident/Fellow and Faculty Surveys include several questions that address the requirements 6.17 – 6.19. The ACGME has prepared two documents, a “Resident/Fellow Survey-Common Program Requirements Crosswalk” and a “Faculty Survey-Common Program Requirements Crosswalk,” to provide additional information for programs on the key areas addressed by the survey questions and how they map to the ACGME Common Program Requirements. These documents can be found at <https://acgme.org/data-systems-technical-support/resident-fellow-and-faculty-surveys/>.

Clinical Learning Environment Review (CLER) Program findings for graduate medical education in care transitions

The ACGME established the CLER Program to provide formative assessment and feedback to participating sites of ACGME-accredited Sponsoring Institutions. CLER findings and other information contained in *CLER National Reports* are not linked to ACGME Program Requirements but may provide useful insights for programs. Actions taken in response to CLER findings should not be interpreted as fulfilling requirements.

CLER Issue Brief No. 5 (2016) addresses care transitions, and can be found on the [Resources and Documents](#) page of the CLER section of the ACGME website.

As with all of the CLER Issue Briefs, this section is preceded by a narrative. In this instance, a chief resident expresses frustration over a nursing home transfer of a critically ill patient with an acute abdomen about whose very complicated prior medical and surgical history she had absolutely no information. This lack of knowledge by the receiving physician posed significant risks to the care of the patient. This narrative highlights the risks of communication failure when patients are transferred from one service to another, or from one institution to another.

The following is a list of elements that should be common to all hand-offs, as noted in CLER Issue Brief No. 5:

1. creation of “to-do” lists;
2. use of “if-then” statements;
3. ability and expectation for the receiver of information to ask questions;
4. “read-back” at the end of a patient hand-off; and
5. setting of expectations for when it is essential to move the hand-off to the patient’s bedside.

References

1. Abraham, Joanna, Thomas G. Kannampallil, and Vimla L. Patel. 2008. “Bridging Gaps in Handoffs: A Continuity of Care Based Approach.” *Journal of Surgical Education* 65(6): 476-485. <https://pubmed.ncbi.nlm.nih.gov/22094355/>.
2. Cohen, Michael D., Brian Hilligoss, and André Kajdacsy-Balla Amaral. 2011. “A Handoff Is Not a Telegram: an Understanding of the Patient Is Co-Constructed.” *Critical Care* 16(1): 303. <https://doi.org/10.1186/cc10536>.
3. Solet, Darrell J., J. Michael Norvell, Gale H. Rutan, and Richard M. Frankel. 2005. “Lost in Translation: Challenges and Opportunities in Physician-to-Physician Communication During Patient Handoffs.” *Academic Medicine* 80(12): 1094–99. <https://doi.org/10.1097/00001888-200512000-00005>.
4. Wohlauer, Max V., Vineet M. Arora, Leora I. Horwitz, Ellen J. Bass, Sean E. Mahar, and Ingrid Philibert. 2012. “The Patient Handoff.” *Academic Medicine* 87(4): 411–18. <https://doi.org/10.1097/acm.0b013e318248e766>.

Resources

Inadequate hand-offs can result in a real potential for patient harm, from minor to severe. There are numerous efforts across specialties, institutions, and regulatory organizations to improve hand-offs. The following links provide examples and information related to hand-offs:

5. Agency for Healthcare Research and Quality: <https://psnet.ahrq.gov/primers/primer/9/Handoffs-and-Signouts>
6. The American College of Obstetricians and Gynecologists provided a committee opinion on communication strategies for patient hand-offs: <https://www.acog.org/clinical/clinical-guidance/committee-opinion/articles/2012/02/communication-strategies-for-patient-handoffs>
7. Standardization of Inpatient Handoff Communication – from the American Academy of Pediatrics Committee on Hospital Care <https://pediatrics.aappublications.org/content/138/5/e20162681>

COMMON PROGRAM REQUIREMENTS

Section 6: The Learning and Working Environment

Clinical Experience and Education

Programs, in partnership with their Sponsoring Institutions, must design an effective program structure that is configured to provide residents with educational and clinical experience opportunities, as well as reasonable opportunities for rest and personal activities.

Background and Intent: The terms “clinical experience and education,” “clinical and educational work,” and “clinical and educational work hours” replace the terms “duty hours,” “duty periods,” and “duty.” These terms are used in response to concerns that the previous use of the term “duty” in reference to number of hours worked may have led some to conclude that residents’ duty to “clock out” on time superseded their duty to their patients.

6.20. Maximum Hours of Clinical and Educational Work per Week

Clinical and educational work hours must be limited to no more than 80 hours per week, averaged over a four-week period, inclusive of all in-house clinical and educational activities, clinical work done from home, and all moonlighting. ^(Core)

Background and Intent: Programs and residents have a shared responsibility to ensure that the 80-hour maximum weekly limit is not exceeded. While the requirement has been written with the intent of allowing residents to remain beyond their scheduled work periods to care for a patient or participate in an educational activity, these additional hours must be accounted for in the allocated 80 hours when averaged over four weeks.

Work from Home

While the requirement specifies that clinical work done from home must be counted toward the 80-hour maximum weekly limit, the expectation remains that scheduling be structured so that residents are able to complete most work on site during scheduled clinical work hours without requiring them to take work home. The new requirements acknowledge the changing landscape of medicine, including electronic health records, and the resulting increase in the amount of work residents choose to do from home. The requirement provides flexibility for residents to do this while ensuring that the time spent by residents completing clinical work from home is accomplished within the 80-hour weekly maximum. Types of work from home that must be counted include using an electronic health record and taking calls from home. Reading done in preparation for the following day’s cases, studying, and research done from home do not count toward the 80 hours. Resident decisions to leave the hospital before their clinical work has been completed and to finish that work later from home should be made in consultation with the resident’s supervisor. In such circumstances, residents should be mindful of their professional responsibility to complete work in a timely manner and to maintain patient confidentiality.

Residents are to track the time they spend on clinical work from home and to report that time to the program. Decisions regarding whether to report infrequent phone calls of very short duration will be left to the individual resident. Programs will need to

factor in time residents are spending on clinical work at home when schedules are developed to ensure that residents are not working in excess of 80 hours per week, averaged over four weeks. There is no requirement that programs assume responsibility for documenting this time. Rather, the program's responsibility is ensuring that residents report their time from home and that schedules are structured to ensure that residents are not working in excess of 80 hours per week, averaged over four weeks.

6.21. Mandatory Time Free of Clinical Work and Education

Residents should have eight hours off between scheduled clinical work and education periods. ^(Detail)

Background and Intent: There may be circumstances when residents choose to stay to care for their patients or return to the hospital with fewer than eight hours free of clinical experience and education. This occurs within the context of the 80-hour and the one-day-off-in-seven requirements. While it is expected that resident schedules will be structured to ensure that residents are provided with a minimum of eight hours off between scheduled work periods, it is recognized that residents may choose to remain beyond their scheduled time, or return to the clinical site during this time-off period, to care for a patient. The requirement preserves the flexibility for residents to make those choices. It is also noted that the 80-hour weekly limit (averaged over four weeks) is a deterrent for scheduling fewer than eight hours off between clinical and education work periods, as it would be difficult for a program to design a schedule that provides fewer than eight hours off without violating the 80-hour rule.

6.21.a. Residents must have at least 14 hours free of clinical work and education after 24 hours of in-house call. ^(Core)

Background and Intent: Residents have a responsibility to return to work rested, and thus are expected to use this time away from work to get adequate rest. In support of this goal, residents are encouraged to prioritize sleep over other discretionary activities.

6.21.b. Residents must be scheduled for a minimum of one day in seven free of clinical work and required education (when averaged over four weeks). At-home call cannot be assigned on these free days. ^(Core)

Background and Intent: The requirement provides flexibility for programs to distribute days off in a manner that meets program and resident needs. It is strongly recommended that residents' preference regarding how their days off are distributed be considered as schedules are developed. It is desirable that days off be distributed throughout the month, but some residents may prefer to group their days off to have a "golden weekend," meaning a consecutive Saturday and Sunday free from work. The requirement for one free day in seven should not be interpreted as precluding a golden weekend. Where feasible, schedules may be designed to provide residents with a weekend, or two consecutive days, free of work. The applicable Review Committee will evaluate the number of consecutive days of work and determine whether they meet educational objectives. Programs are encouraged to distribute days off in a fashion that optimizes resident well-being, and educational and personal goals. It is noted that

a day off is defined in the ACGME Glossary of Terms as “one (1) continuous 24-hour period free from all administrative, clinical, and educational activities.”

6.22. Maximum Clinical Work and Education Period Length

Clinical and educational work periods for residents must not exceed 24 hours of continuous scheduled clinical assignments. ^(Core)

- 6.22.a. Up to four hours of additional time may be used for activities related to patient safety, such as providing effective transitions of care, and/or resident education. Additional patient care responsibilities must not be assigned to a resident during this time. ^(Core)

Background and Intent: The additional time referenced in 6.22.a. should not be used for the care of new patients. It is essential that the resident continue to function as a member of the team in an environment where other members of the team can assess resident fatigue, and that supervision for post-call residents is provided. This 24 hours and up to an additional four hours must occur within the context of 80-hour weekly limit, averaged over four weeks.

6.23. Clinical and Educational Work Hour Exceptions

In rare circumstances, after handing off all other responsibilities, a resident, on their own initiative, may elect to remain or return to the clinical site in the following circumstances: to continue to provide care to a single severely ill or unstable patient; to give humanistic attention to the needs of a patient or patient’s family; or to attend unique educational events. ^(Detail)

- 6.23.a. These additional hours of care or education must be counted toward the 80-hour weekly limit. ^(Detail)

Background and Intent: This requirement is intended to provide residents with some control over their schedules by providing the flexibility to voluntarily remain beyond the scheduled responsibilities under the circumstances described above. It is important to note that a resident may remain to attend a conference, or return for a conference later in the day, only if the decision is made voluntarily. Residents must not be required to stay. Programs allowing residents to remain or return beyond the scheduled work and clinical education period must ensure that the decision to remain is initiated by the resident and that residents are not coerced. This additional time must be counted toward the 80-hour maximum weekly limit.

- 6.24. A Review Committee may grant rotation-specific exceptions for up to 10 percent or a maximum of 88 clinical and educational work hours to individual programs based on a sound educational rationale.

- 6.24.a. In preparing a request for an exception, the program director must follow the clinical and educational work hour exception policy from the *ACGME Manual of Policies and Procedures*. ^(Detail)

Background and Intent: Exceptions may be granted for specific rotations if the program can justify the increase based on criteria specified by the Review Committee. Review Committees may opt not to permit exceptions. The underlying philosophy for

this requirement is that while it is expected that all residents should be able to train within an 80-hour work week, it is recognized that some programs may include rotations with alternate structures based on the nature of the specialty. DIO/GMEC approval is required before the request will be considered by the Review Committee.

6.25. Moonlighting

Moonlighting must not interfere with the ability of the resident to achieve the goals and objectives of the educational program, and must not interfere with the resident's fitness for work nor compromise patient safety. ^(Core)

6.25.a. Time spent by residents in internal and external moonlighting (as defined in the ACGME Glossary of Terms) must be counted toward the 80-hour maximum weekly limit. ^(Core)

6.25.b. PGY-1 residents are not permitted to moonlight. ^(Core)

Background and Intent: For additional clarification of the expectations related to moonlighting, please refer to the Common Program Requirement FAQs (available at <http://www.acgme.org/What-We-Do/Accreditation/Common-Program-Requirements>).

6.26. In-House Night Float

Night float must occur within the context of the 80-hour and one-day-off-in-seven requirements. ^(Core)

[The maximum number of consecutive weeks of night float, and maximum number of months of night float per year may be further specified by the Review Committee.]

6.27. Maximum In-House On-Call Frequency

Residents must be scheduled for in-house call no more frequently than every third night (when averaged over a four-week period). ^(Core)

6.28. At-Home Call

Time spent on patient care activities by residents on at-home call must count toward the 80-hour maximum weekly limit. The frequency of at-home call is not subject to the every-third-night limitation, but must satisfy the requirement for one day in seven free of clinical work and education, when averaged over four weeks. ^(Core)

6.28.a. At-home call must not be so frequent or taxing as to preclude rest or reasonable personal time for each resident. ^(Core)

[The Review Committee may further specify under any requirement in 6.20. – 6.28.]

Background and Intent: As noted in 6.20., clinical work done from home when a resident is taking at-home call must count toward the 80-hour maximum weekly limit. This change acknowledges the often significant amount of time residents devote to clinical activities when taking at-home call, and ensures that taking at-home call does not result in residents routinely working more than 80 hours per week. At-home call

activities that must be counted include responding to phone calls and other forms of communication, as well as documentation, such as entering notes in an electronic health record. Activities such as reading about the next day's case, studying, or research activities do not count toward the 80-hour weekly limit.

In their evaluation of residency/fellowship programs, Review Committees will look at the overall impact of at-home call on resident/fellow rest and personal time.

GUIDANCE

Section 6 of the Common Program Requirements addresses clinical experience and education. As the Background and Intent box clarifies, the terms “clinical experience and education,” “clinical and educational work,” and “clinical and educational work hours” replace the terms “duty hours,” “duty periods,” and “duty.” These changes were made in response to concerns that use of the term “duty” in reference to number of hours worked may have led some to conclude that residents’ duty to “clock out” on time superseded their duty to their patients.

The goal of the earliest standards regarding clinical and educational work hours to the most recent refinements of these standards has remained the same. Through these standards, ACGME has continually sought to ensure that “conditions conducive to resident learning, socialization to the medical profession, and safe and effective patient care consistently occur. (Nasca and Philibert, 2008).

At present, the ACGME monitors compliance with the requirements in section 6 in various ways including:

- questions answered by program leadership as part of an application or during the Accreditation Data System (ADS) Annual Update;
- questions answered by fellows and faculty members answer as part of the annual Resident/Fellow and Faculty Surveys; and
- questions asked by Accreditation Field Staff during site visits of the program at various stages of accreditation.

The Resident/Fellow and Faculty Surveys include several questions that address the requirements in section 6 related to clinical experience and education. The ACGME has prepared two documents, a “Resident/Fellow Survey-Common Program Requirements Crosswalk” and a “Faculty Survey-Common Program Requirements Crosswalk,” to provide additional information for programs on the key areas addressed by the survey questions and how they map to the ACGME Common Program Requirements. These documents, along with the [Common Program Requirements FAQs](https://www.acgme.org/data-systems-technical-support/resident-fellow-and-faculty-surveys/) address multiple questions from the graduate medical education community and can be found at <https://www.acgme.org/data-systems-technical-support/resident-fellow-and-faculty-surveys/>.

6.20. Maximum Hours of Clinical and Educational Work per Week

The language in the requirements bears repeating: *Clinical and educational work hours must be limited to no more than 80 hours per week, averaged over a four-week period*, inclusive of all in-house clinical and educational activities, clinical work done from home, and all moonlighting.

ADS Screenshot: As part of a program application or for the ADS Annual Update for a program on Initial Accreditation, the program director must attest that resident rotation schedules meet the 80-hour work week requirement.

10. As program director, I attest that resident/fellow rotations will be scheduled to meet clinical and education the work week limit of 80 hours.

Yes No

Programs that regularly schedule residents to work 80 hours per week and still permit them to remain beyond their scheduled work period will undoubtedly exceed the 80-hour maximum, which would mean they are not in substantial compliance with the requirement.

The ACGME Review Committees strictly monitor and enforce compliance with the 80-hour requirement. Where violations of the 80-hour requirement are identified, programs are subject to citation and are at risk for an adverse accreditation action.

References

- Desai, Sanjay V., David A. Asch, Lisa M. Bellini, Krisda H. Chaiyachati, Manqing Liu, Alice L. Sternberg, James Tonascia, et al. 2018. "Education Outcomes in a Duty-Hour Flexibility Trial in Internal Medicine." *New England Journal of Medicine* 378(16): 1494–1508. <https://doi.org/10.1056/nejmoa1800965>.
- Nasca, Thomas J, Philibert, Ingrid. 2008. "Resident Duty-Hour Limits." *Health Affairs*. 27(5):1484.
- Ouyang, David, Jonathan H. Chen, Gomathi Krishnan, Jason Hom, Ronald Witteles, and Jeffrey Chi. 2016. "Patient Outcomes When Housestaff Exceed 80 Hours per Week." *The American Journal of Medicine* 129(9). <https://doi.org/10.1016/j.amjmed.2016.03.023>.

6.21. Mandatory time free of clinical work and education

While the expectation is that schedules will be structured to ensure residents are provided with a minimum of eight hours off between scheduled work periods, the requirement recognizes that residents may choose to remain beyond their scheduled time or return to the clinical site during this time-off period to care for a patient preserves the flexibility for residents to make those choices. The 80-hour weekly limit (averaged over four weeks) is also a deterrent for scheduling fewer than eight hours off between clinical and educational work periods; it would be difficult for a program to design a schedule that provides fewer than eight hours off without violating the 80-hour rule.

The following requirements in this category are self-explanatory:

- 6.21. Residents should have eight hours off between scheduled clinical work and education periods.
- 6.21.a. Residents must have at least 14 hours free of clinical work and education after 24 hours of in-house call.
- 6.21.b. Residents must be scheduled for a minimum of one day in seven free of clinical work and required education (when averaged over four weeks). At-home call cannot be assigned on these free days.

ADS Screenshot: As part of a program application or for the ADS Annual Update for a program on Initial Accreditation, the program director must attest that residents will have one full day out of seven free from educational and clinical responsibilities.

8. On average, will residents/fellows have one full day out of seven free from educational and clinical responsibilities?

Yes No

6.22. Maximum clinical work and education period length

Clinical and educational work periods for residents must not exceed 24 hours of continuous scheduled clinical assignments.

6.23. Clinical and educational work hour exceptions

The exceptions delineated in this requirement are intended to provide residents with some control over their schedules by providing the flexibility to voluntarily remain beyond the scheduled responsibilities under the circumstances described in 6.23. It is important to note that a resident may remain to attend a conference, or return for a conference later in the day, only if the decision is made voluntarily. Residents must not be required to stay. Programs allowing residents to remain or return beyond the scheduled work and clinical education period must ensure that the decision to remain is initiated by the resident and that residents are not coerced. This additional time must be counted toward the 80-hour maximum weekly limit.

- 6.23. In rare circumstances, after handing off all other responsibilities, a fellow, on their own initiative, may elect to remain or return to the clinical site in the following circumstances: to continue to provide care to a single severely ill or unstable patient; to give humanistic attention to the needs of a patient or patient's family; or to attend unique educational events.
- 6.23.a. These additional hours of care or education must be counted toward the 80-hour weekly limit.
- 6.24. A Review Committee may grant rotation-specific exceptions for up to 10 percent or a maximum of 88 clinical and educational work hours to individual programs based on a sound educational rationale.
- 6.24.a. In preparing a request for an exception, the program director must follow the clinical and educational work hour exception policy from the *ACGME Manual of Policies and Procedures*.

The provision for exceptions for up to 88 hours per week specifies that exceptions may be granted for particular rotations if the program can justify the increase based on criteria specified by the Review Committee. Currently, the only Review Committee that allows exceptions to the 80-hour weekly limit is the Review Committee for Neurological Surgery. The underlying philosophy for this requirement is that while it is expected that all residents should be able to learn and train within an 80-hour work week, it is recognized that some programs may include rotations with alternate structures based on the nature of the specialty.

6.27. In-House call

Residents must be scheduled for in-house call no more frequently than every third night (when averaged over a four-week period).

ADS screenshot: As part of a program application or for the ADS Annual Update for a program on Initial Accreditation, the program director must provide information about the frequency of residents' in-house call assignments.

9. On the most demanding rotation, including in other departments, what will be the frequency of in house call?

If residents/fellows at different levels will be given different frequencies of in-house call, select the most frequent schedule.

Every second night

Every third night

Every fourth night

No in-house call - Not applicable

Other

(specify below)

6.28. At-Home call

There are a number of requirements related to at-home call:

- Time spent on patient care activities by residents on at-home call must count toward the 80-hour maximum.
- It is not subject to the every-third-night limitation, but must meet the requirement for one day in seven off.
- It must not be so frequent that it precludes rest or reasonable personal time.

Activities such as reading about the next day's case, studying, or research activities do not count toward the 80-hour weekly limit.

One of the most common misconceptions regarding Common Program Requirement 6.28. is that residents are required to record every single minute they spend on at-home call answering phone calls and providing documentation. This is not the expectation. However, program directors must ensure that at-home call time is reasonable.